



DOMESTIC PUMP

INTELLIGENT FLOW FOR GOOD



LEO GROUP PUMP CO., LTD.
LEO GROUP PUMP (ZHEJIANG) CO., LTD.

📍 No.1, 3rd Street, East Industry Center, Wenling, Zhejiang, 317511, P.R.China
🌐 www.leopump.com ✉ export@leopump.com
☎ +86-576-8998 6360 📠 +86-576-8998 9898



Website



Facebook



YouTube

LEO reserves all the right of products modification without prior notification

2023 V2.0

www.leopump.com

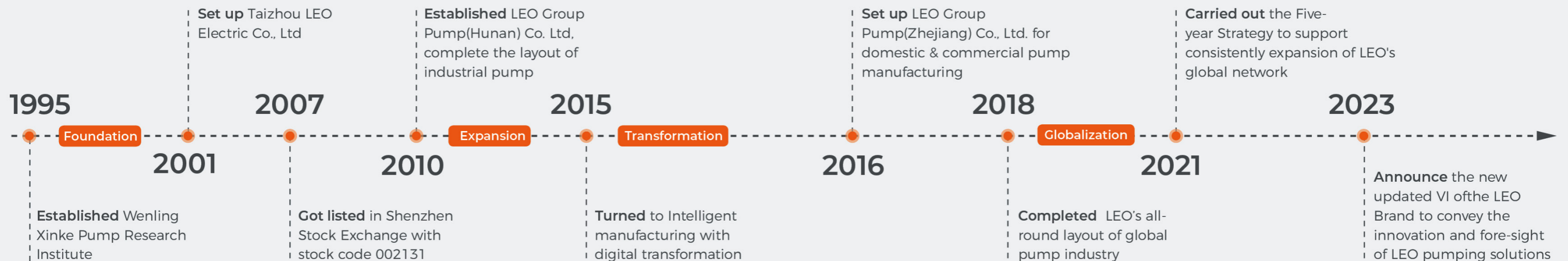


Intelligent Flow For Good

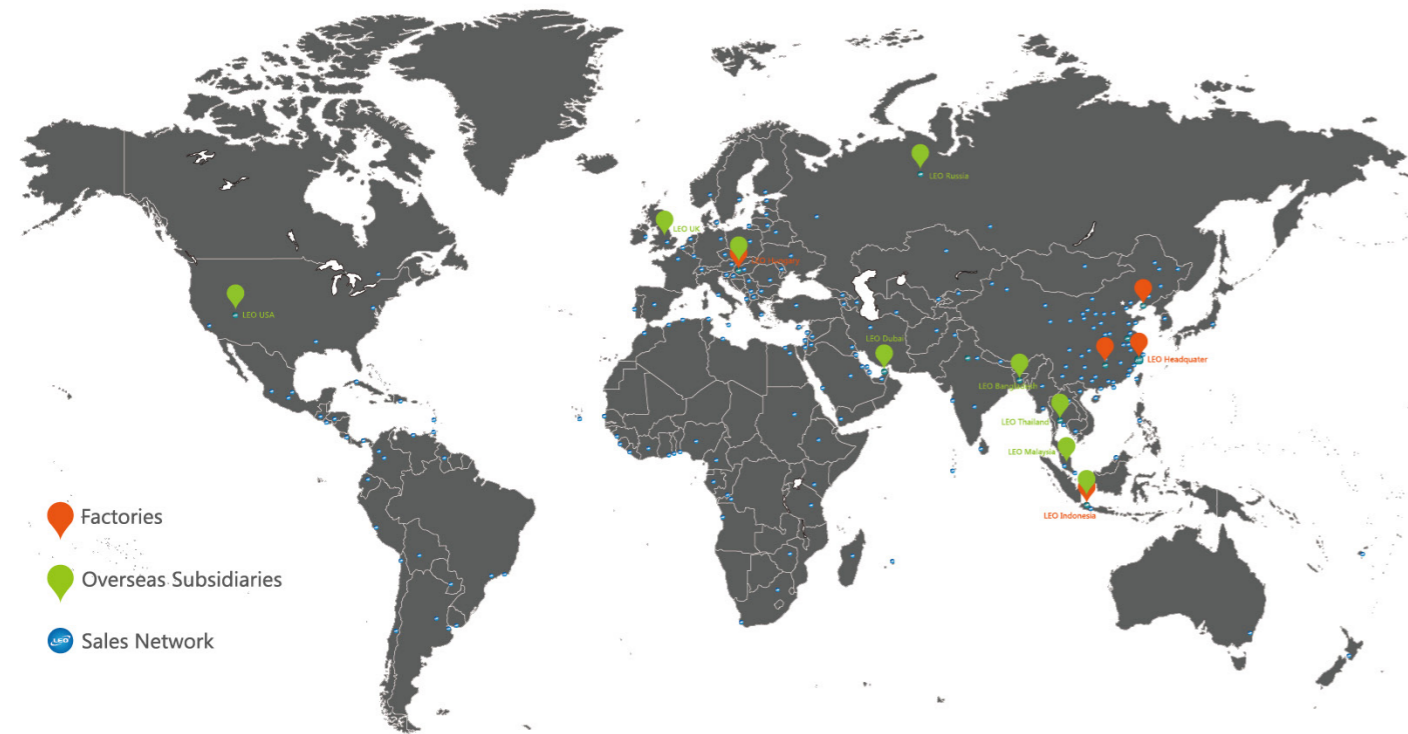
LEO PUMP, founded in 1995, is a leading professional pump & system solution provider, engaged in R&D, manufacture, sales and service of all series pumps and systems. Our products are widely used in water conservancy & water resources, power plants, petrochemical industry, mining & metallurgical industry, civilian water applications, garden machinery and solar pump& system.

With more than 28 years' profession and experience, LEO has become one of the world's famous pump brands. We have set up many production and sales subsidiaries in key regional markets, such as Dubai, Indonesia, Thailand, Malaysia, Bangladesh, USA, Hungary and Russia. Our innovations have brought changes to more than 150 countries and regions, served over 500 million end-users.

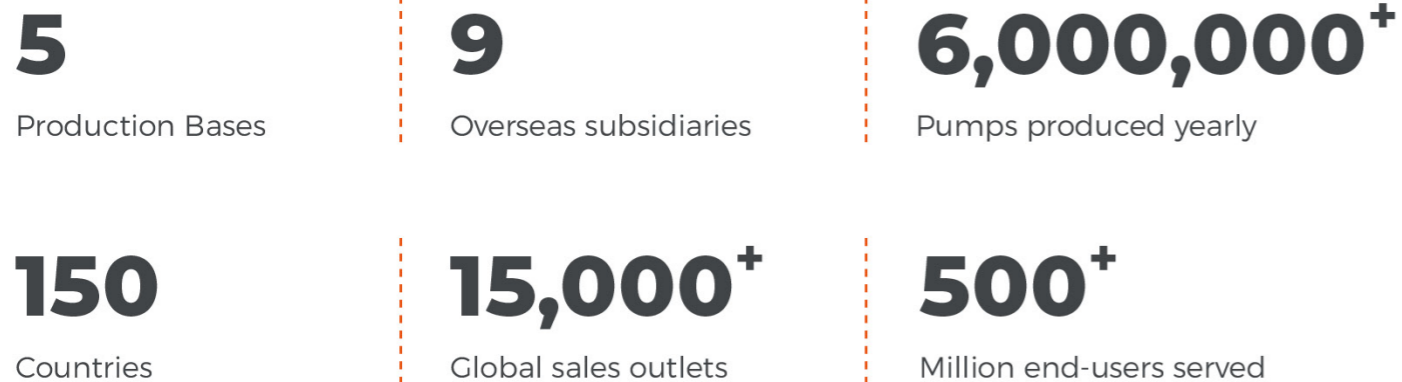
We keep adhering to philosophy of "run business with virtue, pursue success with perfection, win victory with efficiency, and go forward with right actions" and focus on developing safe and high-efficiency pump and system, being a sustainable development industry leader. Going forward we will continue our consistent creativity and development ability in each pump for human's health!



LEO WORLD



LEO IN NUMBERS



Globally we have 5 production plants and relevant professional sales and technical teams with over 500 technicians to support global sales and service. Besides, we also set up several sales and production subsidiaries in key regional markets in Asia, Europe, and America with global employees over 6,000.

With the devoting experience and extraordinary comprehensive strength, LEO has obtained over 700 patents and become a leading pioneer among pump manufacturers and we will keep focus on the development of safe and high-efficient pump&system, being a sustainable enterprise in the industry!



Pump Manufacturing Base for Domestic and Commercial Applications




Pump Manufacturing Base for General Industrial Pumps




Pump Manufacturing Base for Petrochemical Industry

CONTENT

	<ul style="list-style-type: none">• Peripheral Pump	01 - 16
--	---	---------

	<ul style="list-style-type: none">• Self-Priming Peripheral Pump	17 - 30
--	--	---------

	<ul style="list-style-type: none">• Jet Pump	31 - 34
--	--	---------


	<ul style="list-style-type: none">• Jet Pump for Deep Wells	35 - 38
--	---	---------

	<ul style="list-style-type: none">• Centrifugal Pump	39 - 52
--	--	---------

	<ul style="list-style-type: none">• Multistage Centrifugal Pump	53 - 56
--	---	---------


	<ul style="list-style-type: none">• Self-Priming Centrifugal Pump	57 - 60
--	---	---------


CONTENT

	<ul style="list-style-type: none">• Stainless Steel Multistage Centrifugal Pump	61 - 68
---	---	---------

	<ul style="list-style-type: none">• Stainless Steel Centrifugal Pump	69 - 72
---	--	---------

	<ul style="list-style-type: none">• Submersible Pump	73 - 82
---	--	---------

	<ul style="list-style-type: none">• Domestic Lifting Station	83 - 86
---	--	---------

	<ul style="list-style-type: none">• Pool Pump	87 - 96
---	---	---------

	<ul style="list-style-type: none">• Fountain Pump	97 - 98
---	---	---------

	<ul style="list-style-type: none">• Accessories	99 - 105
---	---	----------



Application

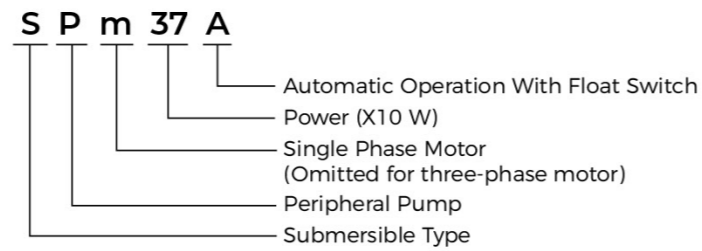
- Can be used to transfer clean water or other liquids similar to water in physical and chemical properties
- Suitable for small living water supply, automatic water sprinkler system, small air conditioner system or supporting equipment etc.

Pump

- Special anti-rust treatment for cast iron pump body
- Max. fluid temperature: +40°C
- Max. immersion depth: 5 m
- Liquid PH value: 6.5 - 8.5
- Maximum sand content: 0.1%
- Maximum solid diameter: 0.2 mm

Motor

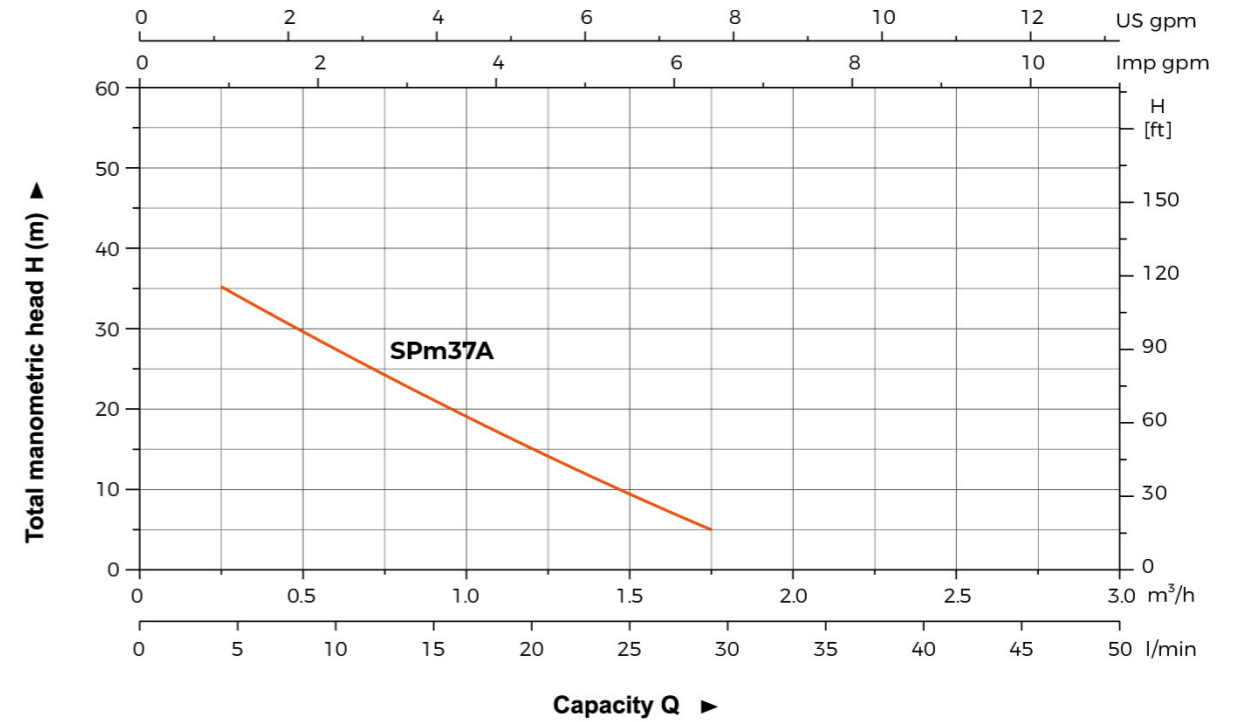
- Motor with copper winding
- Insulation class: F
- Protection class: IPX8



Technical Data

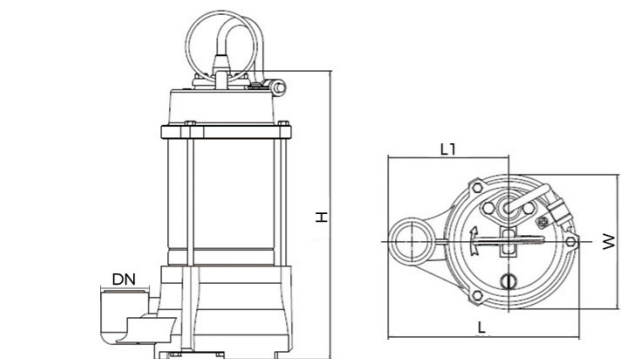
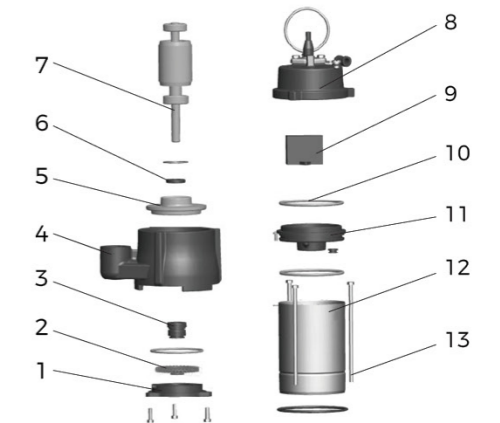
Model	Power		Q(m ³ /h) Q(l/min)	0	0.5	1	1.5	2.0
	kW	HP		H(m)	0	8.35	16.7	25.05
SPm37A	0.37	0.5	H(m)	40	30	20	10	0

Hydraulic Performance Curves



Materials Table

No.	Part	Material
1	Casing cover	HT200
2	Impeller	Brass
3	Mechanical seal	Carbon/Ceramic
4	Pump body	HT200
5	Lower bearing seat	ZL 102
6	Oil seal	
7	Rotor	
8	Top cover	HT200
9	Capacitor	
10	O-ring	NBR
11	Upper bearing seat	HT200
12	Stator	
13	Screw	

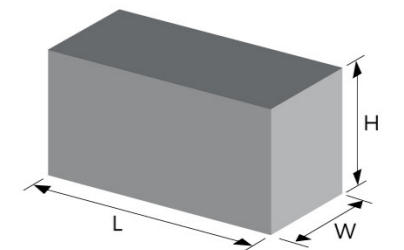


Dimension

Model	DN	L (mm)	L1 (mm)	H (mm)	W (mm)
SPm37A	1"	170	106	244	118

Package Information

Model	GW (Kgs)	L (mm)	W (mm)	H (mm)	Quantity (PCS/20'TEU)
SPm37A	7.56	184	135	300	2439





Application

- Clean water or other liquids similar to water in physical and chemical properties
- Small living water supply, Automatic water sprinkler system, Garden irrigation, Temporary water taking etc.

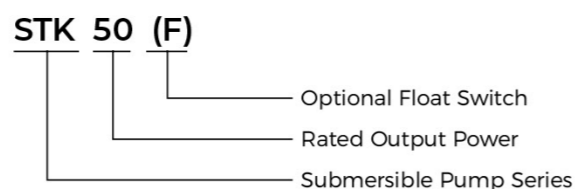
Pump

- Low noise (55dB) and Less vibration
- Small and exquisite, easy to install and carry
- Auto-Start/Stop (with float switch type)
- Engineering plastic material have no pollution to water

Motor

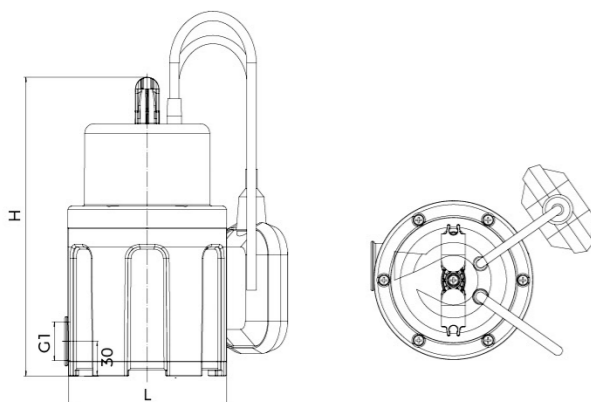
- Insulation class: F
- Protection class: IPX8

Identification Codes



Technical Data

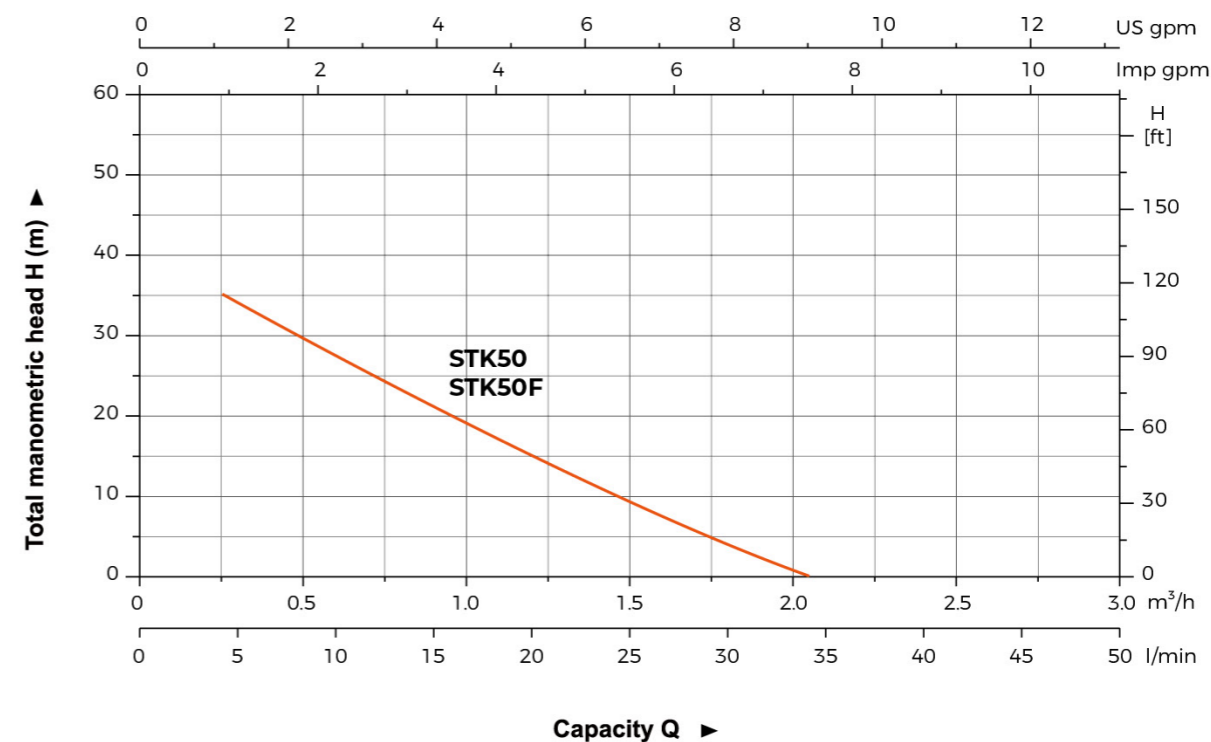
Model	Voltage (V/Hz)	Power		Max.flow		Max.head m	Max.immersion Depth (m)	Outlet
		kW	HP	L/min	m ³ /h			
STK50(F)	220-240	0.37	0.5	40	2.4	35	10	1"



Dimension

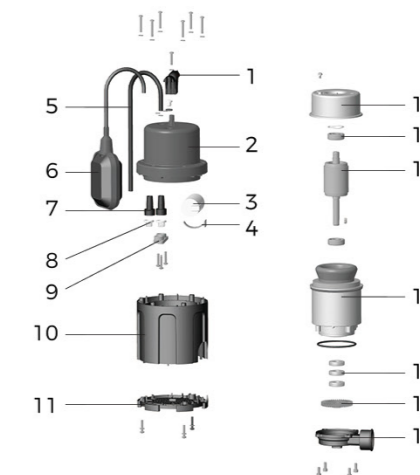
Model	DN	L (mm)	H (mm)
STK50	1"	135	255
STK50F	1"	135	255

Hydraulic Performance Curves



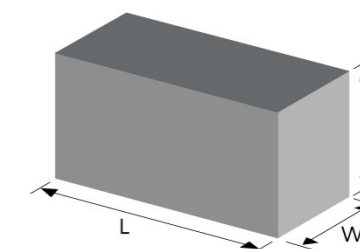
Materials Table

No.	Part	Material	No.	Part	Material
1	Handle	PP-GF30	14	Rotor	
2	Top cap	PP-GF30	15	Stator	
3	Capacitance		16	Framework	
4	Capacitor clamp	PC/ABC	17	Impeller	HPb59-1
5	Cable		18	Pump body subassembly	ADC12
6	Float switch				
7	Cable jacket	EPDM			
8	Cable clamp	PA6-GF25			
9	Cable plate	PA6-GF25			
10	Plastic support	PP-GF30			
11	Pedestal	PP-GF30			
12	Bearing cover	ADC12			
13	Bearing				



Package Information

Model	GW (Kgs)	L (mm)	W (mm)	H (mm)	Quantity (PCS/20'TEU)
STK50	3.95	150	150	320	3024
STK50F	4.12	150	150	270	3332





Application

- Can be used to transfer clean water or other liquids similar to water in physical and chemical properties
- Suitable for small living water supply, automatic water sprinkler system, small air conditioner system or supporting equipment etc.

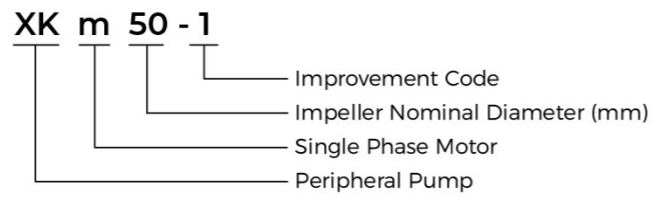
Pump

- Special anti-rust treatment for cast iron pump body and support
- Brass impeller
- AISI 304 shaft
- Max. liquid temperature: +60°C
- Max. suction: 8 m

Motor

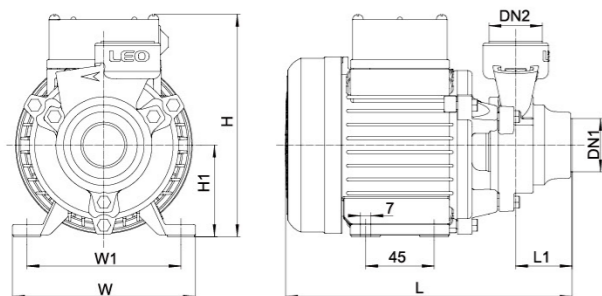
- Low noise&Long life bearing
- Motor with copper winding
- Built-in thermal protector for single phase motor
- Insulation class: F
- Protection class: IPX4
- Max. ambient temperature: +50°C

Identification Codes



Technical Data

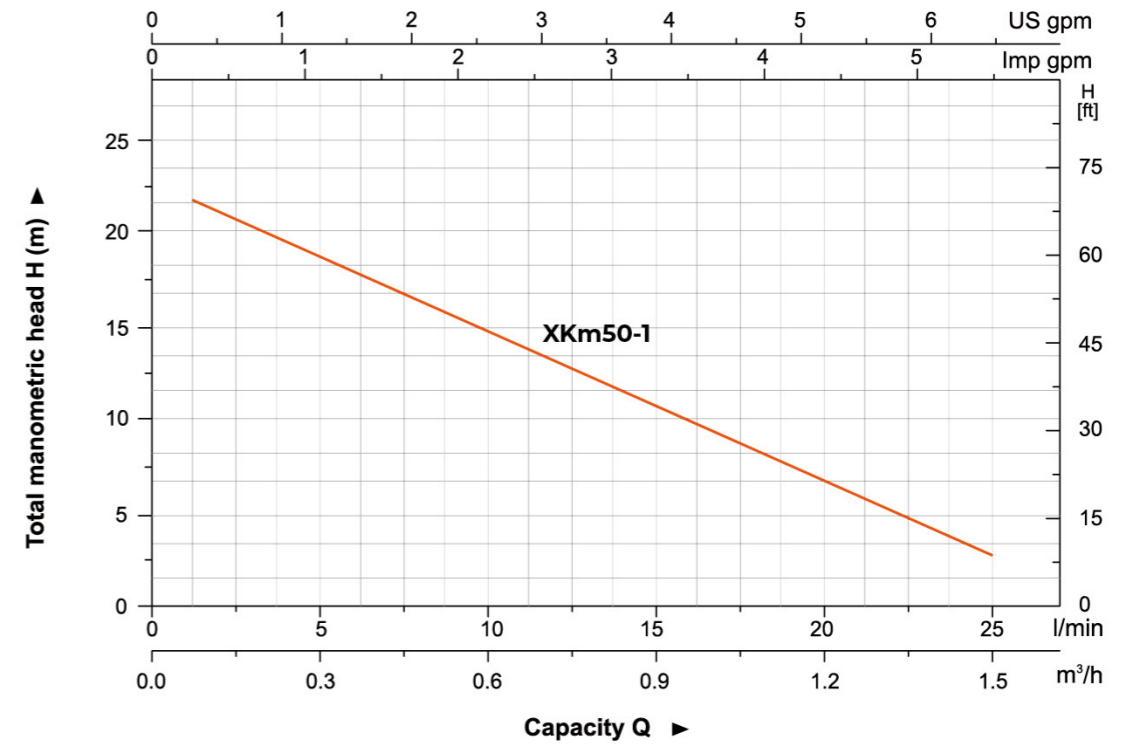
Model	Power		Q(m³/h) Q(l/min)	0	0.3	0.6	0.9	1.2	1.5
	kW	HP		0	5	10	15	20	25
XKm50-1	0.11	0.15	H(m)	20	19	15	11	7	3



Dimension

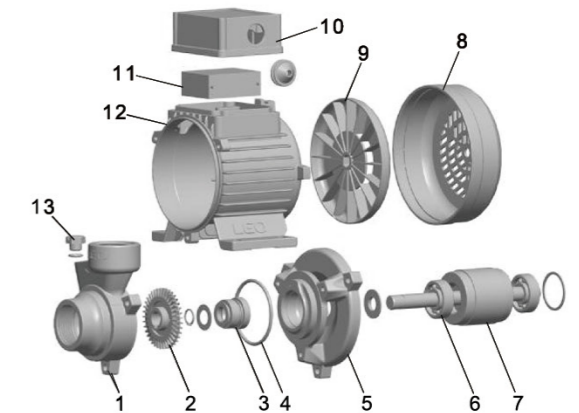
Model	DN1	DN2	L (mm)	L1 (mm)	H (mm)	H1 (mm)	W (mm)	W1 (mm)
XKm50-1	1"	1"	188	36	146	60	120	100

Hydraulic Performance Curves



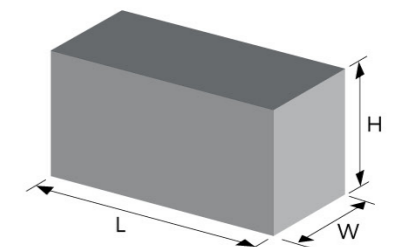
Materials Table

No.	Part	Material
1	Pump body	HT 200
2	Impeller	Brass
3	Mechanical seal	Carbon/Ceramic
4	O-ring	NBR
5	Support	HT 200
6	Bearing	
7	Rotor	
8	Fan cover	PP
9	Fan	PP
10	Terminal box	PC/ABS
11	Capacitor	
12	Stator	
13	Filling plug	HPb59-1



Package Information

Model	GW (Kgs)	L (mm)	W (mm)	H (mm)	Quantity (PCS/20'TEU)
XKm50-1	3.85	200	140	162	4680





Application

- Can be used to transfer clean water or other liquids similar to water in physical and chemical properties
- Suitable for small living water supply, automatic water sprinkler system, small air conditioner system or supporting equipment etc.

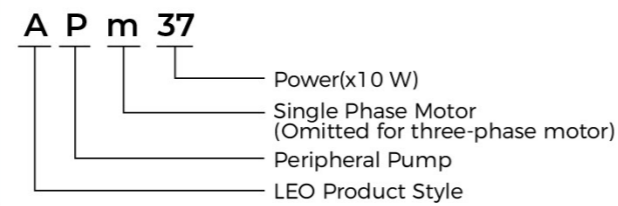
Pump

- Special anti-rust treatment for cast iron pump body and support
- Brass impeller
- AISI 304 shaft
- Max. liquid temperature: +60°C
- Max. suction: 8 m

Motor

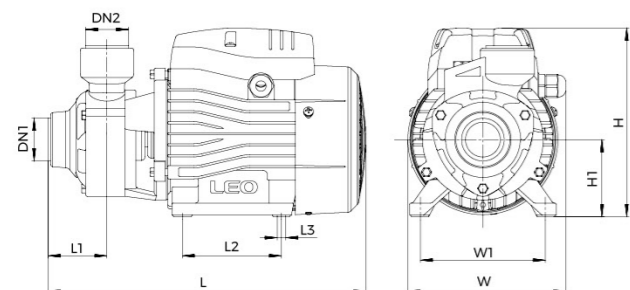
- Low noise&Long life bearing
- Motor with copper winding
- Built-in thermal protector for single phase motor
- Insulation class: F
- Protection class: IPX4
- Max. ambient temperature: +50°C
- IE 2 motor (AP110、AP150)

Identification Codes



Technical Data

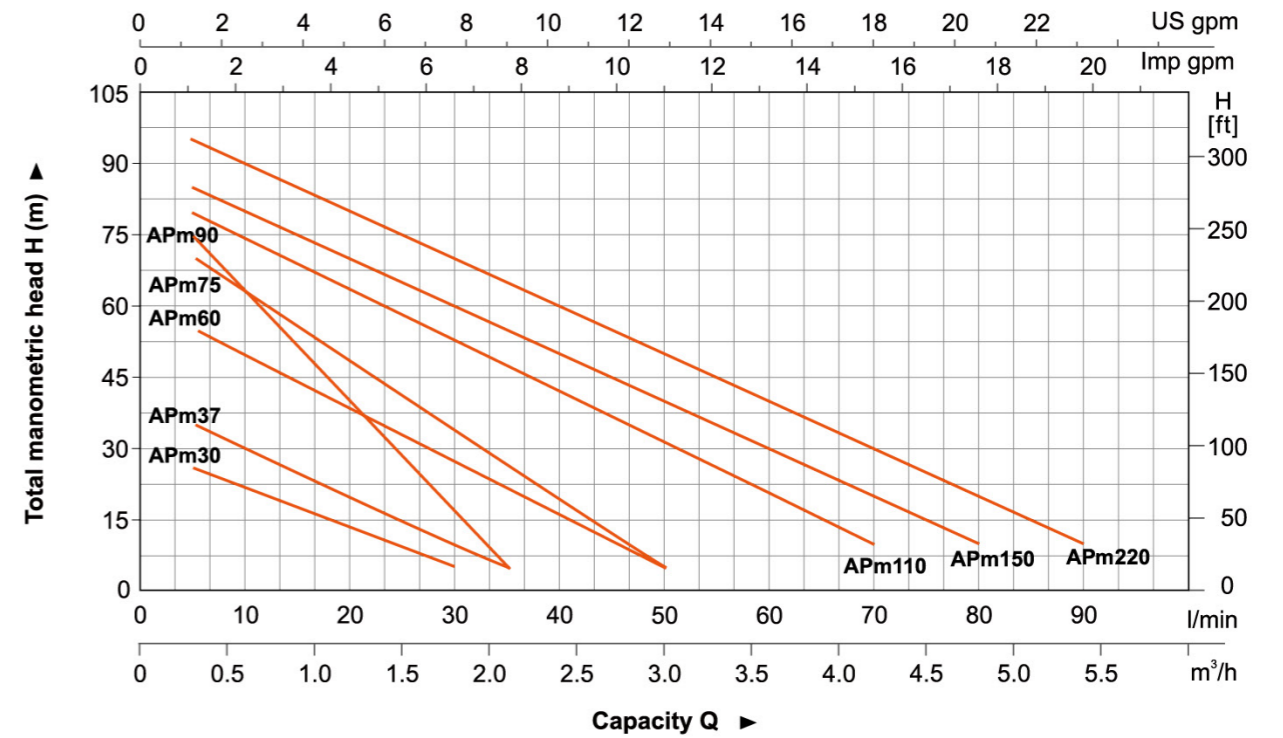
Model		Power		Q(m ³ /h)		H (m)															
Single Phase	Three Phase	kW	HP	Q(l/min)	0	0.3	0.6	0.9	1.2	1.5	1.8	2.1	2.4	3.0	3.6	4.2	4.8	5.4			
APm30	-	0.3	0.4		30	26	20	15	12	8	5	-	-	-	-	-	-	-	-		
APm37	-	0.37	0.5		40	35	30	25	20	15	10	5	-	-	-	-	-	-	-		
APm60	-	0.6	0.8		60	55	50	40	35	30	25	20	10	5	-	-	-	-	-		
APm75	-	0.75	1.0		75	70	60	50	45	35	28	22	15	5	-	-	-	-	-		
APm90	-	0.75	1.0		90	75	60	50	35	25	15	5	-	-	-	-	-	-	-		
APm110	AP110	1.1	1.5		85	80	75	65	60	55	50	45	40	30	18	10	-	-	-		
APm150	AP150	1.5	2.0		90	85	80	75	70	65	60	55	50	40	30	20	10	-	-		
APm220	AP220	2.2	3.0		100	95	90	85	80	75	70	65	60	50	40	30	20	10	-		



Dimension

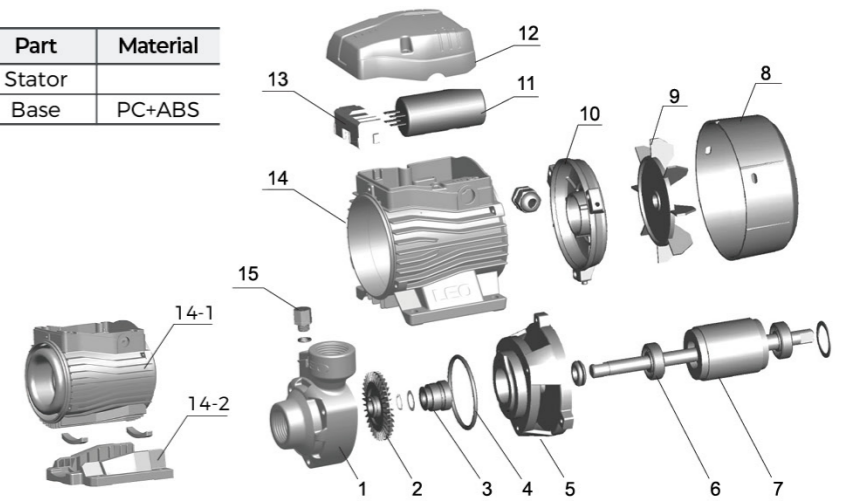
Model	DN1	DN2	L (mm)	W (mm)	H (mm)	L1 (mm)	L2 (mm)	L3 (mm)	W1 (mm)	H1 (mm)
APm30	1"	1"	260	132	155	46.5	80	8.5	100	63
APm37	1"	1"	260	132	155	46.5	80	8.5	100	63
APm60	1"	1"	282	147	185	51	90	8.5	112	73
APm75	1"	1"	300	147	185	54.5	90	8.5	112	73
APm90	3/4"	3/4"	297	147	185	50	90	8.5	112	73
APm110	1"	1"	338	165	210	56	100	9	125	86
APm150	1"	1"	338	165	210	56	100	9	125	86
APm220	1"	1"	395	170	235	56	123	12	140	96
AP220	1"	1"	338	165	210	56	100	9	125	86

Hydraulic Performance Curves



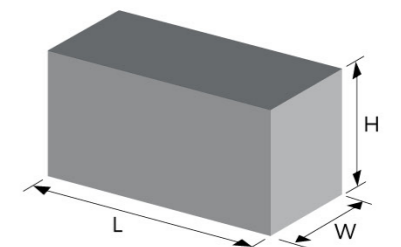
Materials Table

No.	Part	Material	No.	Part	Material
1	Pump body	HT 200	14-1	Stator	
2	Impeller	Brass	14-2	Base	PC+ABS
3	Mechanical seal	Carbon/Ceramic			
4	O-ring	NBR			
5	Support	HT200			
6	Bearing				
7	Rotor				
8	Fan cover	PP			
9	Fan	PP			
10	Rear cover	ZL102			
11	Capacitor				
12	Terminal box	PA6-GF25			
13	Terminal board	PC			
14	Stator				
15	Filling plug	HPb59-1			



Package Information

Model	GW (Kgs)	L (mm)	W (mm)	H (mm)	Quantity (PCS/20' TEU)
APm30	5.65	283	158	174	3132
APm37	5.85	283	158	174	3132
APm60	9.5	315	190	210	2365
APm75	10.6	335	190	210	2222
APm90	10.8	335	190	210	2222
APm110	15.75	370	210	235	1230
APm150	16.85	370	210	235	1230
APm220	23.5	420	225	265	955
AP220	16.85	370	210	235	1230





Application

- Can be used to transfer clean water or other liquids similar to water in physical and chemical properties
- Suitable for small living water supply, automatic water sprinkler system, small air conditioner system or supporting equipment etc.

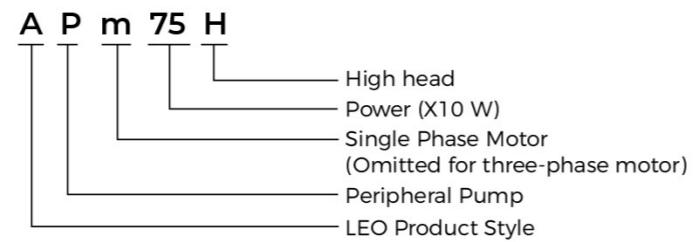
Pump

- Special anti-rust treatment for cast iron pump body and support
- Anti-block system for impeller
- Brass impeller
- AISI 304 shaft
- Max. liquid temperature: +85°C
- Max. suction: +8 m

Motor

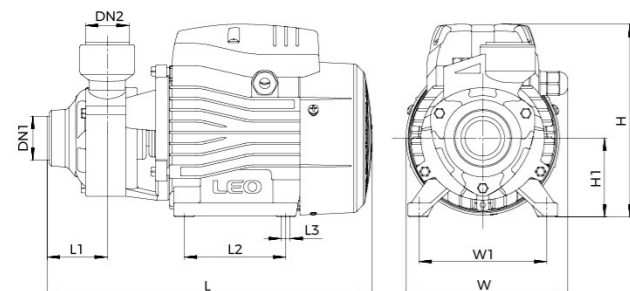
- Low noise&Long life bearing
- Motor with cooper winding
- Built-in thermal protector for single phase motor
- Insulation class: F
- Protection class: IPX4
- Max. ambient temperature: +50°C

Identification Codes



Technical Data

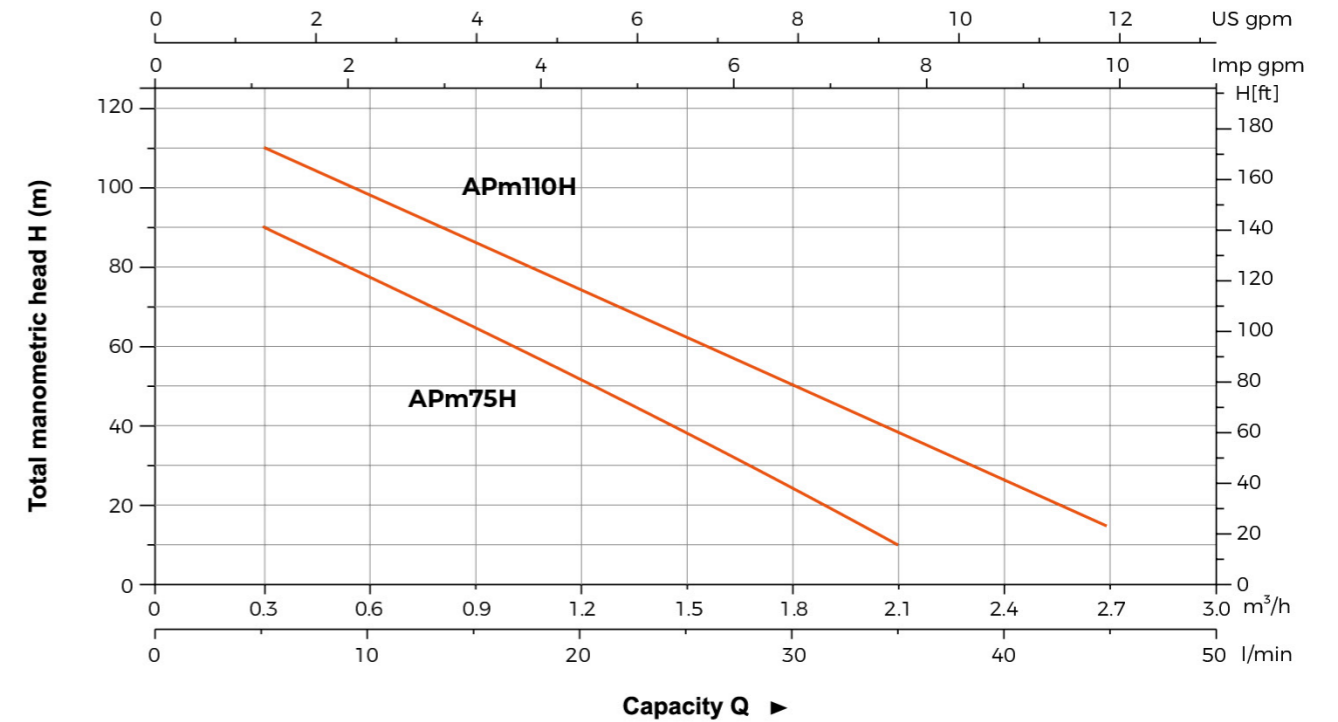
Model	Power		Q(m³/h) Q(l/min)	0	0.3	0.6	0.9	1.2	1.5	1.8	2.1	2.4	2.7	3.0
	kW	HP		0	5	10	15	20	25	30	35	40	45	50
APm75H	0.75	1.0	H (m)	105	85	70	60	40	30	20	10	-	-	-
APm110H	1.1	1.5		125	110	100	85	70	60	40	32	25	15	-



Dimension


Model	DN1	DN2	L (mm)	W (mm)	H (mm)	L1 (mm)	L2 (mm)	L3 (mm)	W1 (mm)	H1 (mm)
APm75H	3/4"	3/4"	299	147	183	52.5	90	8.5	112	73
APm110H	1"	1"	338	165	210	56	100	9	125	86

Hydraulic Performance Curves



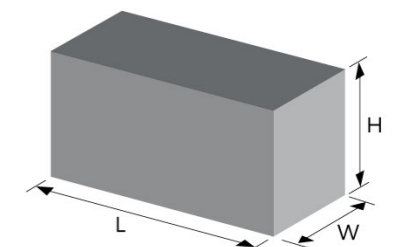
Materials Table

No.	Part	Material
1	Pump body	HT200
2	Impeller	Brass
3	Mechanical seal	Carbon/Ceramic/Silicon Carbide
4	O-ring	NBR
5	Support	HT200
6	Rotor	
7	Bearing	
8	Fan cover	PP
9	Fan	PP
10	End plate	ZL 102
11	Capacitor	
12	Capacitor box	PA6-GF25
13	Terminal board	PC
14	Stator	
15	Filling plug	HPb59-1



Package Information

Model	GW (Kgs)	L (mm)	W (mm)	H (mm)	Quantity (PCS/20'TEU)
APm75H	11.5	335	190	220	1851
APm110H	16.25	370	210	235	1565





Application

- Can be used to transfer clean water or other liquids similar to water in physical and chemical properties
- Suitable for small living water supply, automatic water sprinkler system, small air conditioner system or supporting equipment etc.

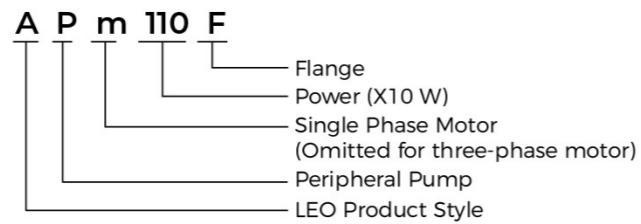
Pump

- Special anti-rust treatment for cast iron pump body and support
- Brass impeller
- AISI 304 shaft
- Max. liquid temperature: +60°C
- Max. suction: +8 m

Motor

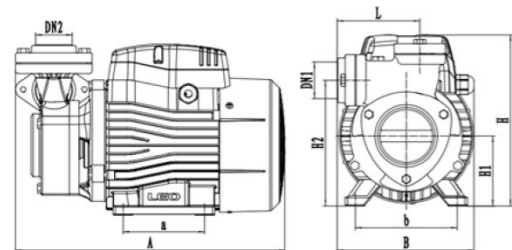
- Low noise&Long life bearing
- Motor with cooper winding
- Built-in thermal protector for single phase motor
- Insulation class: F
- Protection class: IPX4
- Max. ambient temperature: +50°C
- IE 2 motor

Identification Codes



Technical Data

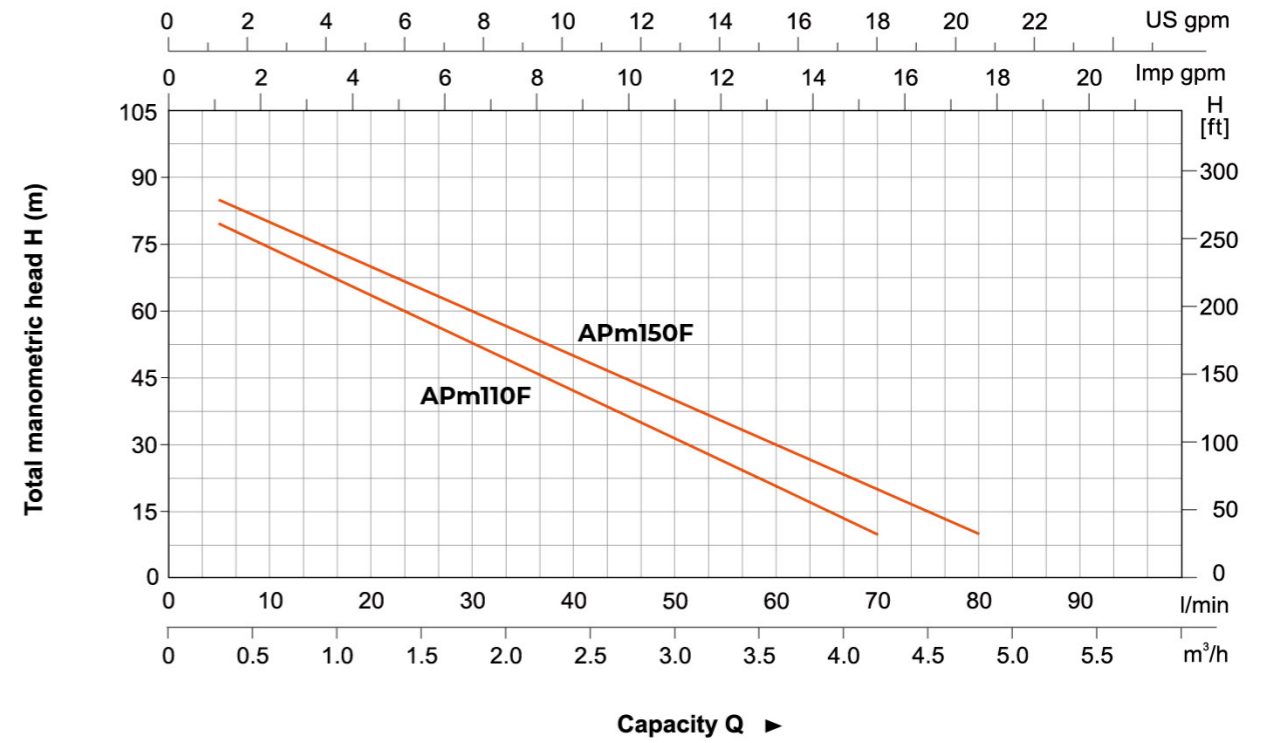
Model		Power		Q(m³/h)	0	0.3	0.6	0.9	1.2	1.5	1.8	2.1	2.4	3.0	3.6	4.2	4.8
Single Phase	Three Phase	kW	HP	Q(l/min)	0	5	10	15	20	25	30	35	40	50	60	70	80
APm110F	AP110F	1.1	1.5	H (m)	85	80	75	65	60	55	50	45	40	30	18	10	-
APm150F	AP150F	1.5	2.0		90	85	80	75	65	60	55	50	45	40	30	18	10



Dimension

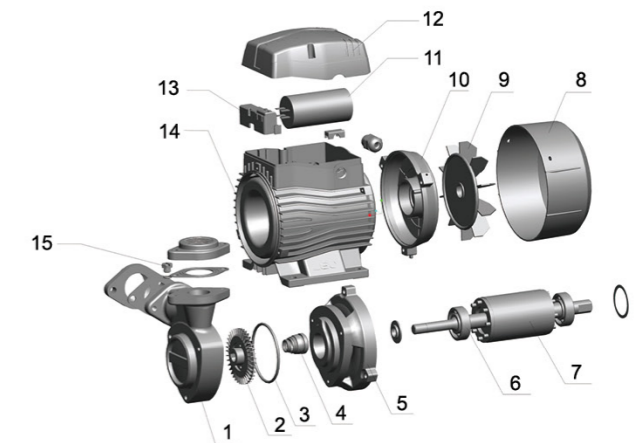
Model	DN1	DN2	A (mm)	B (mm)	L (mm)	a (mm)	b (mm)	H (mm)	H1 (mm)	H2 (mm)
APm110F	1.25"	1.25"	330	168	100	100	125	210	86	154.5
APm150F	1.25"	1.25"	332	168	100	100	125	210	86	154.5

Hydraulic Performance Curves



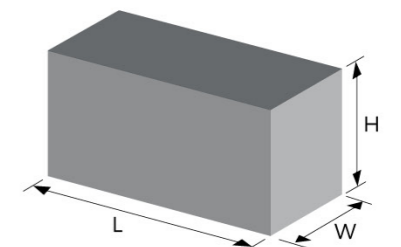
Materials Table

No.	Part	Material
1	Pump body	HT200
2	Mechanical seal	Carbon/Ceramic
3	Impeller	Brass
4	O-ring	NBR
5	Support	HT200
6	Bearing	
7	Rotor	
8	Fan cover	PP
9	Fan	PP
10	Rear cover	ZL 102
11	Capacitor	
12	Terminal box	ABS
13	Terminal board	PC
14	Stator	
15	Filling plug	HPb59-1



Package Information

Model	GW (Kgs)	L (mm)	W (mm)	H (mm)	Quantity (PCS/20'TEU)
APm110F	16.5	365	200	245	1240
APm150F	17.4	365	200	245	1180





Application

- Can be used to transfer clean water or other liquids similar to water in physical and chemical properties
- Suitable for small living water supply, automatic water sprinkler system, small air conditioner system or supporting equipment etc.

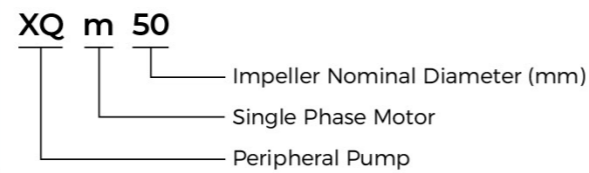
Pump

- Special anti-rust treatment for cast iron pump body and support
- Brass impeller
- AISI 304 shaft
- Max. liquid temperature: +60°C
- Max. suction: +8 m

Motor

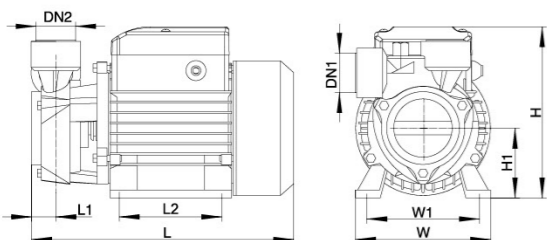
- Low noise&Long life bearing
- Motor with cooper winding
- Built-in thermal protector for single phase motor
- Insulation class: F
- Protection class: IPX4
- Max. ambient temperature: +50°C

Identification Codes



Technical Data

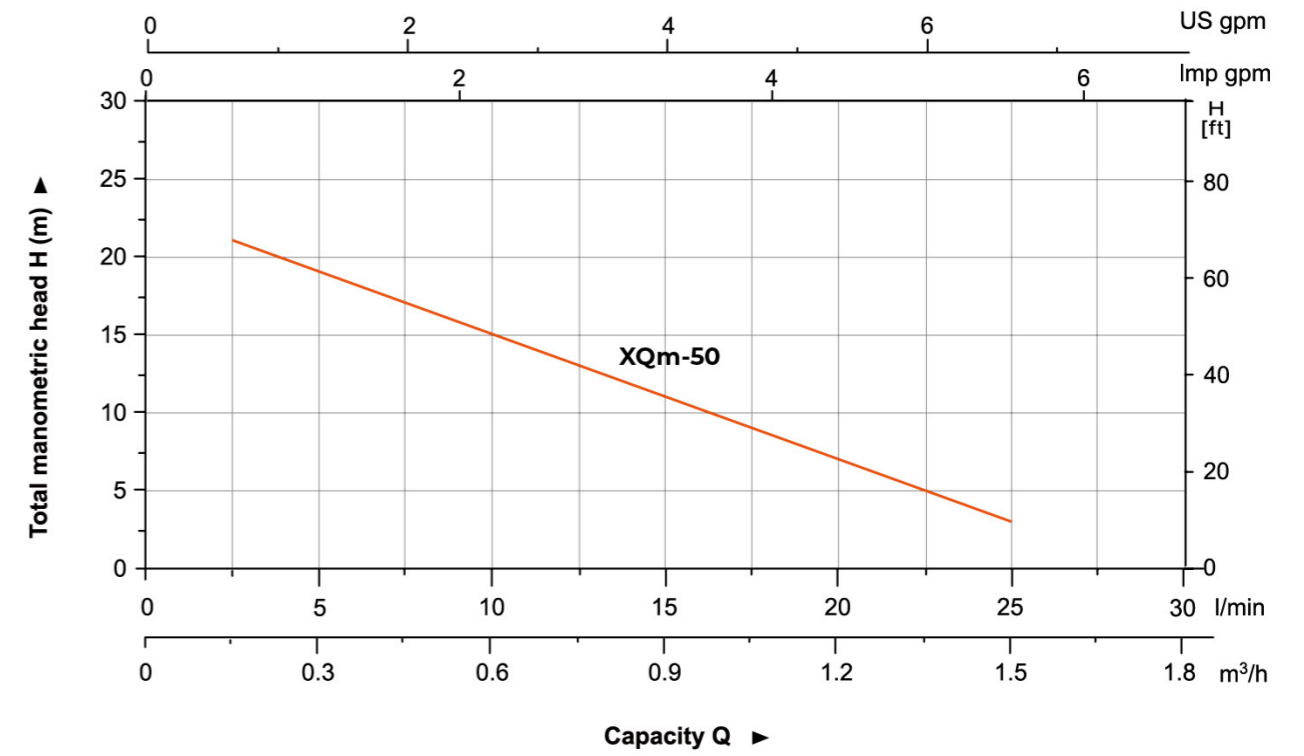
Model	Power		Q(m³/h)	0	0.3	0.6	0.9	1.2	1.5
	kW	HP		Q(l/min)	0	5	10	15	20
XQm50	0.125	0.15	H(m)	20	19	15	11	7	3



Dimension

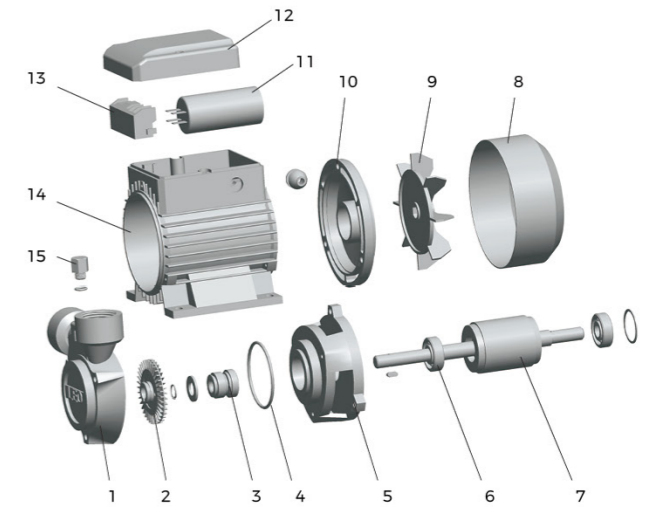
Model	DN1	DN2	L (mm)	W (mm)	H (mm)	L1 (mm)	L2 (mm)	W1 (mm)	H1 (mm)
XQm50	1"	1"	172.5	120	146	15.5	45	100	60

Hydraulic Performance Curves



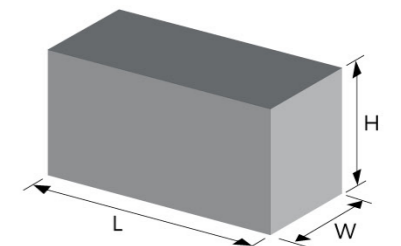
Materials Table

No.	Part	Material
1	Pump body	HT200
2	Impeller	Brass
3	Mechanical seal	Carbon/Ceramic
4	O-ring	NBR
5	Support	HT200
6	Bearing	
7	Rotor	
8	Fan cover	08F
9	Fan	PP
10	Rear cover	ZL102
11	Capacitor	
12	Terminal box	ABS
13	Terminal board	PC
14	Stator	
15	Filling plug	HPb59-1



Package Information

Model	GW (Kgs)	L (mm)	W (mm)	H (mm)	Quantity (PCS/20'TEU)
XQm50	3.85	188	140	162	5148





Application

- Can be used to transfer clean water or other liquids similar to water in physical and chemical properties
- Suitable for small living water supply, automatic water sprinkler system, small air conditioner system or supporting equipment etc.

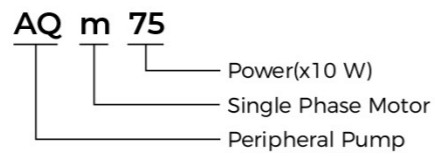
Pump

- Special anti-rust treatment for cast iron pump body and support
- Brass impeller
- AISI 304 shaft
- Max. liquid temperature: +60°C
- Max. suction: +8 m

Motor

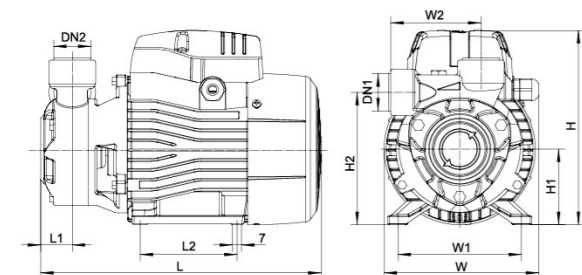
- Low noise&Long life bearing
- Motor with cooper winding
- Built-in thermal protector for single phase motor
- Insulation class: F
- Protection class: IPX4
- Max. ambient temperature: +50°C

Identification Codes



Technical Data

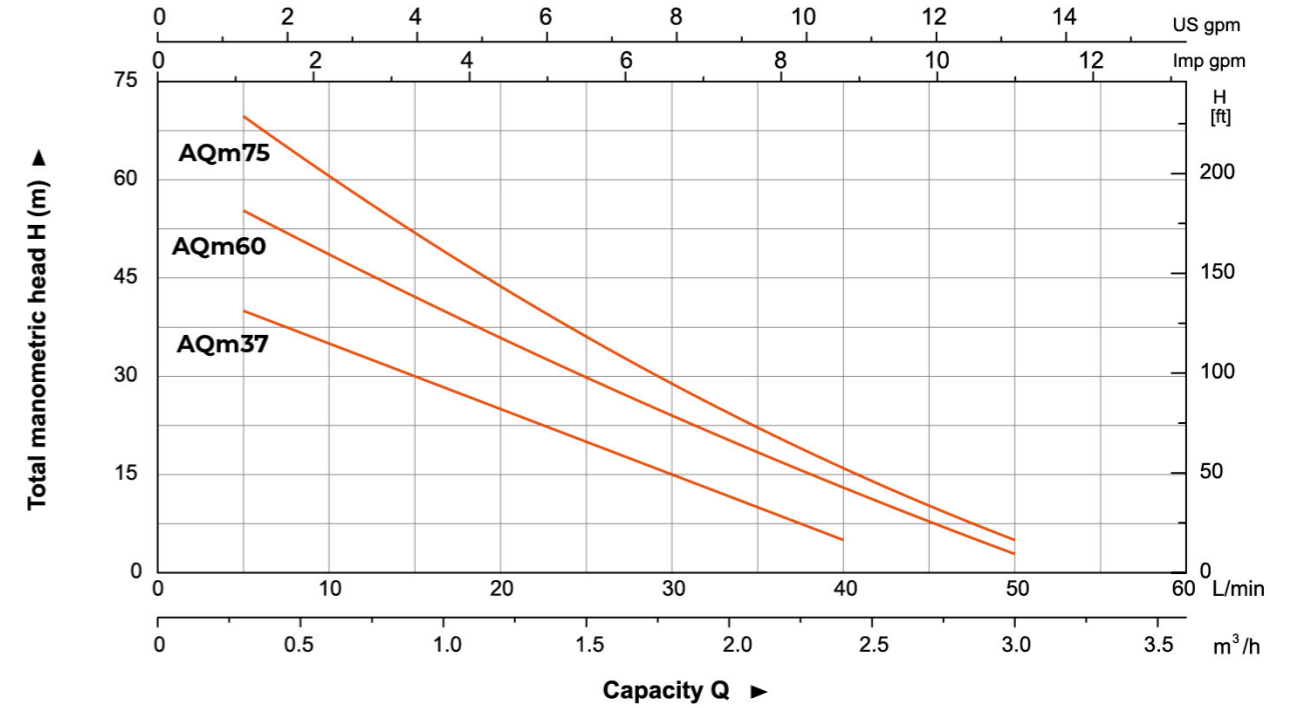
Model	Power		Q(m³/h)	Q(l/min)											
	kW	HP		0	0.3	0.6	0.9	1.2	1.5	1.8	2.1	2.4	2.7		
AQm37	0.37	0.5	H (m)	40	35	30	25	20	15	10	5	2	-		
AQm60	0.6	0.8		60	55	50	40	35	30	25	20	10	5		
AQm75	0.75	1.0		75	70	60	50	45	35	28	22	15	5		



Dimension

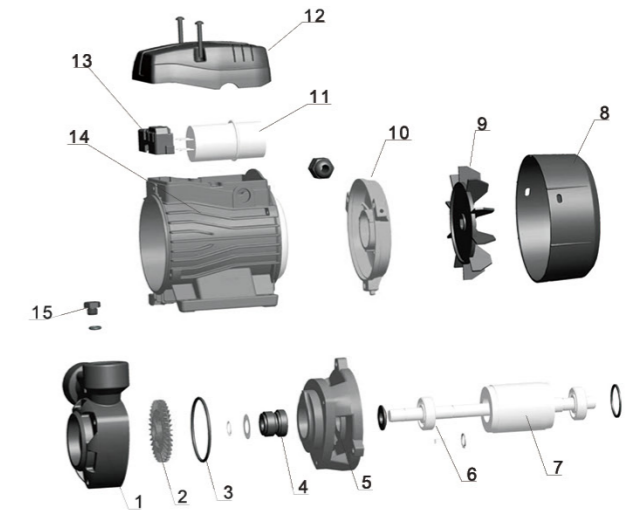
Model	DN1	DN2	L (mm)	W (mm)	H (mm)	L1 (mm)	L2 (mm)	W1 (mm)	W2 (mm)	H1 (mm)	H2 (mm)
AQm37			240	132	155	28.5	80	100	79	63	112
AQm60	1"	1"	265	147	185	29.5	90	112	85	73	124.5
AQm75			275	147	185	28.5	90	112	88	73	129

Hydraulic Performance Curves



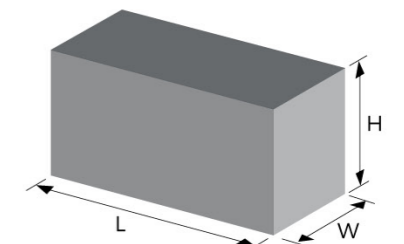
Materials Table

No.	Part	Material
1	Pump body	HT200
2	Impeller	Brass
3	O-ring	NBR
4	Mechanical seal	Carbon/Ceramic
5	Support	HT200
6	Bearing	
7	Rotor	
8	Fan cover	08F
9	Fan	PP
10	Rear cover	ZL102
11	Capacitor	
12	Terminal box	PA6-GF25
13	Terminal board	PC
14	Stator	
15	Filling plug	HPb59-1



Package Information

Model	GW (Kgs)	L (mm)	W (mm)	H (mm)	Quantity (PCS/20'TEU)
AQm37	6	283	158	174	3168
AQm60	9.7	337	190	210	1960
AQm75	11	350	190	210	1860





Application

- Can be used to transfer clean water or other liquids similar to water in physical and chemical properties
- Suitable for small living water supply, automatic water sprinkler system, small air conditioner system or supporting equipment etc.

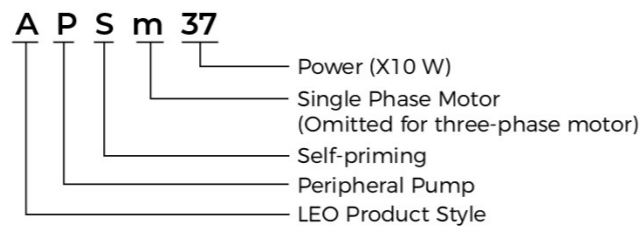
Pump

- Special anti-rust treatment for cast iron pump body and support
- Anti-block system for impeller
- Brass impeller
- AISI 304 shaft
- Max. liquid temperature: +60°C
- Max. suction: +8 m
- Self-priming

Motor

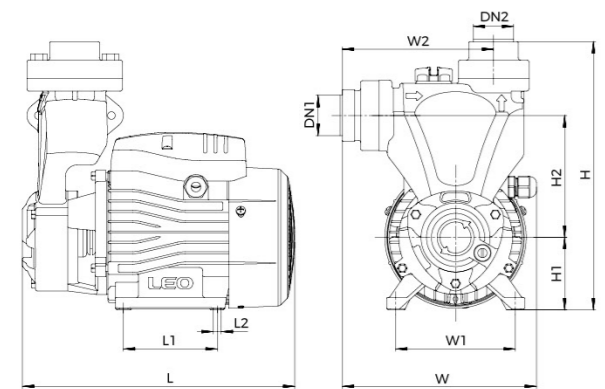
- Low noise&Long life bearing
- Motor with cooper winding
- Built-in thermal protector for single phase motor
- Insulation class: F
- Protection class: IPX4
- Max. ambient temperature: +50°C
- IE2 motor for APS110

Identification Codes



Technical Data

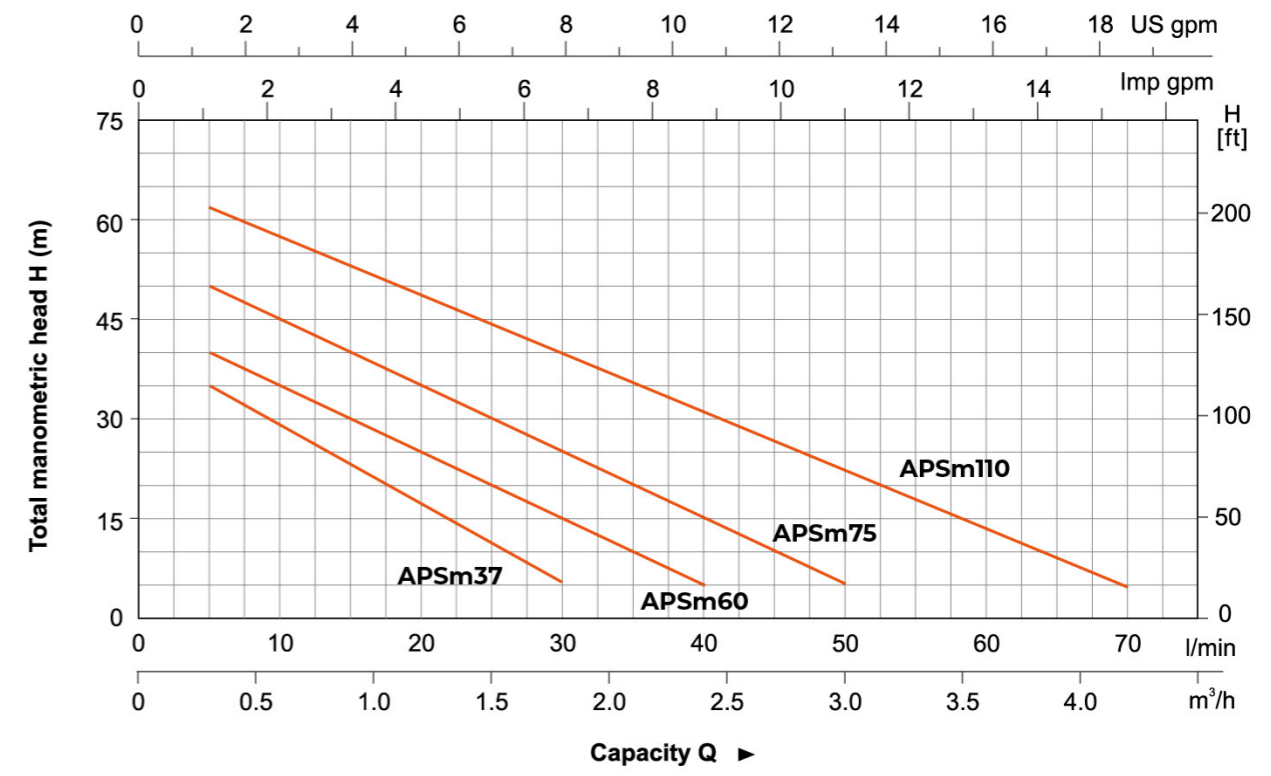
Model		Power		Q(m³/h)																									
Single Phase	Three Phase	kW	HP	0	0.3	0.6	0.9	1.2	1.5	1.8	2.1	2.4	3.0	3.3	3.6	4.2	Q(l/min)												
				H (m)																									
				0	5	10	15	20	25	30	35	40	50	55	60	70	0	5	10	15	20	25	30	35	40	50	55	60	70
APSm37	-	0.37	0.5	40	35	28	22	18	12	5	-	-	-	-	-	-	40	35	28	22	18	12	5	-	-	-	-	-	
APSm60	-	0.6	0.8	45	40	32	28	22	18	12	8	5	-	-	-	-	45	40	32	28	22	18	12	8	5	-	-	-	-
APSm75	-	0.75	1.0	55	50	42	38	32	28	22	18	12	5	-	-	-	55	50	42	38	32	28	22	18	12	5	-	-	-
APSm110	APS110	1.1	1.5	65	60	55	50	45	40	35	30	25	20	15	10	5	65	60	55	50	45	40	35	30	25	20	15	10	5



Dimension

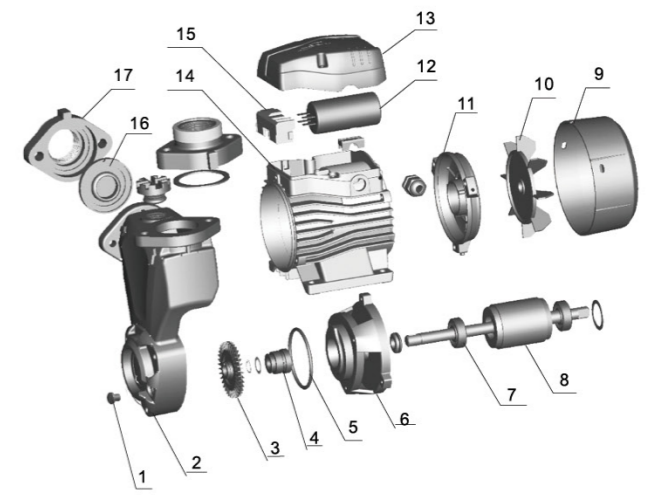
Model	DN1	DN2	L (mm)	W (mm)	H (mm)	L1 (mm)	W1 (mm)	W2 (mm)	H1 (mm)	H2 (mm)	L2 (mm)
APSm37	1"	1"	237	165	230	80	100	128	63	106	8.5
APSm60	1"	1"	260	174	251	90	112	132	73	120	8.5
APSm75	1 1/2"	1 1/2"	270	179	260	90	112	141	73	130	8.5
APSm110	1 1/2"	1 1/2"	310	200	292	100	125	160	86	138	9

Hydraulic Performance Curves



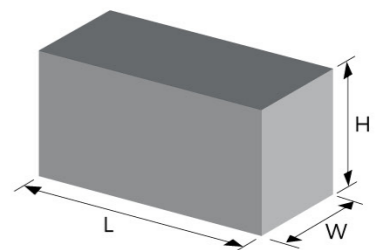
Materials Table


No.	Part	Material
1	Screw	Steel
2	Pump body	HT200
3	Impeller	Brass
4	Mechanical seal	Carbon/Ceramic
5	O-ring	NBR
6	Support	HT200
7	Bearing	
8	Rotor	
9	Fan cover	PP
10	Fan	PP
11	Rear cover	ZL102
12	Capacitor	
13	Terminal box	PA6-GF25
14	Stator	
15	Terminal board	PC
16	Non-return valve	NBR
17	Connector	HT200



Package Information

Model	GW (Kgs)	L (mm)	W (mm)	H (mm)	Quantity (PCS/20'TEU)
APSm37	7.2	275	200	265	2040
APSm60	11.2	300	215	290	1736
APSm75	12.7	300	215	290	1365
APSm110	19.04	355	240	320	998





Application

- Can be used to transfer clean water or other liquids similar to water in physical and chemical properties
- Suitable for small living water supply, automatic water sprinkler system, small air conditioner system or supporting equipment etc.

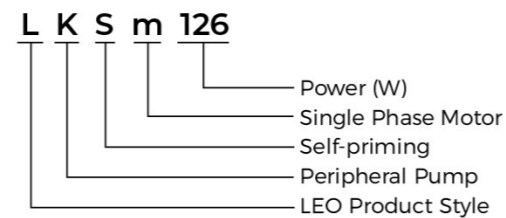
Pump

- Special anti-rust treatment
- Brass impeller
- AISI 304 shaft
- Max. liquid temperature: +60°C
- Max. suction: +8 m

Motor

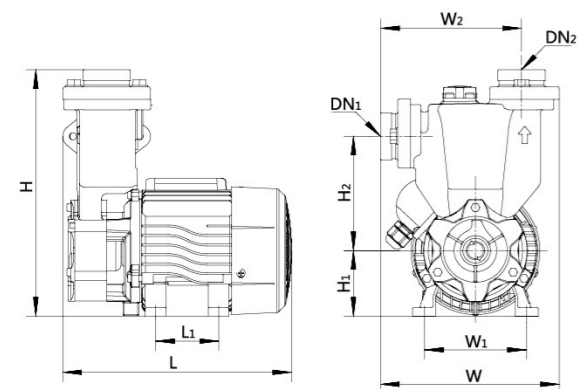
- Low noise&Long life bearing
- Cooper winding
- Built-in thermal protector
- Insulation class: F
- Protection class: IPX4
- Max. ambient temperature: +50°C

Identification Codes



Technical Data

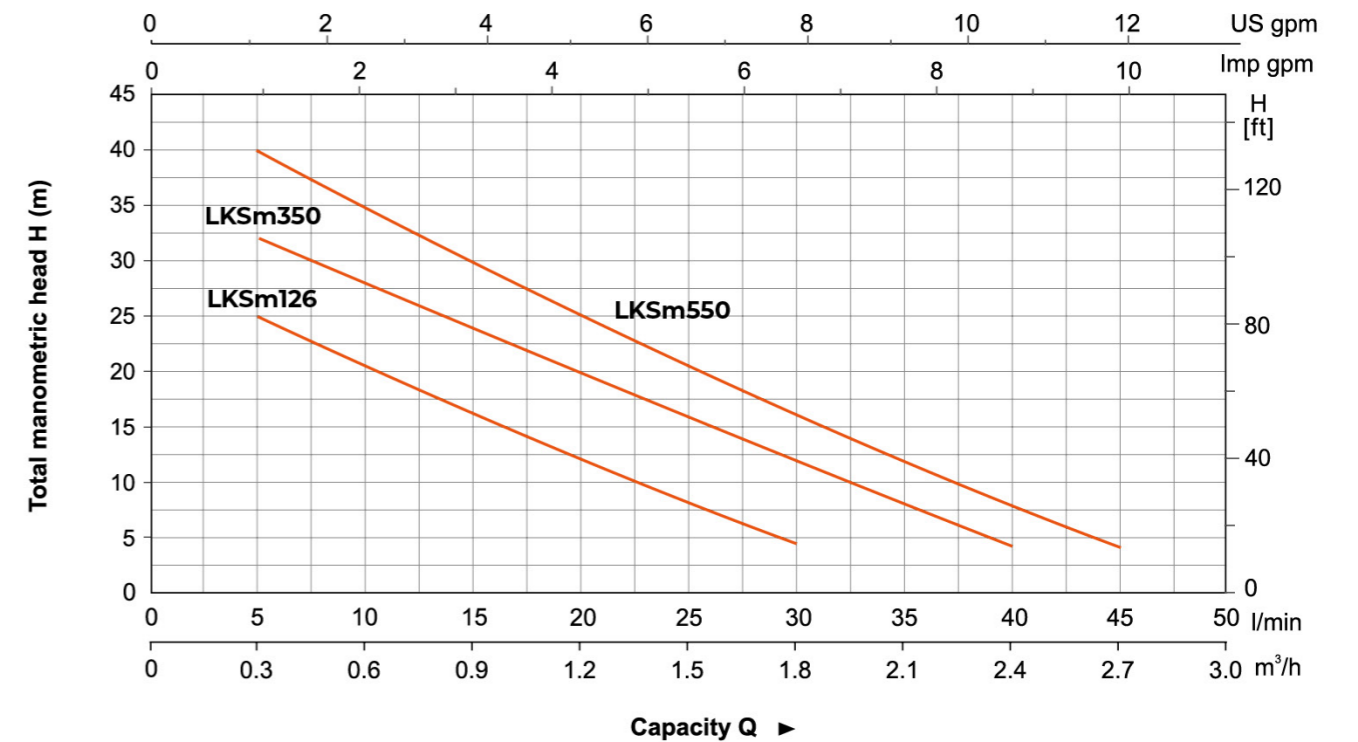
Model	Power		Q(m ³ /h)	Q(l/min)											
	kW	HP		0	0.3	0.6	0.9	1.2	1.5	1.8	2.1	2.4	2.7		
LKSm126	0.125	0.17	H (m)	30	25	20.5	16	12	8	4	-	-	-		
LKSm350	0.35	0.47		35	32	28	24	20	16	12	8	4	-		
LKSm550	0.55	0.75		45	40	35	30	25	20.5	16	12	8	4		



Dimension

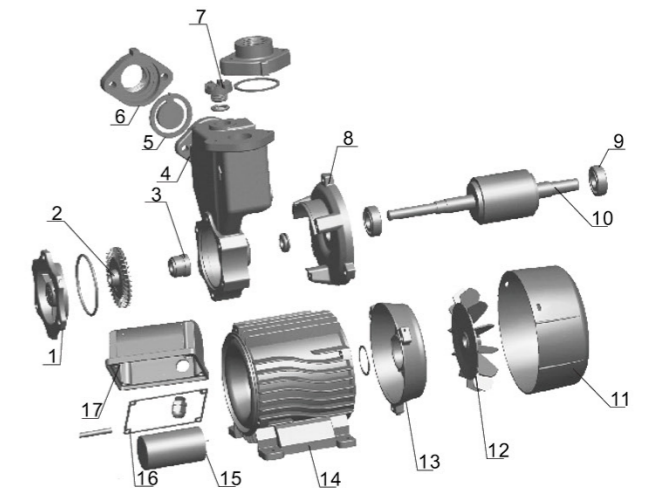
Model	DN1	DN2	L (mm)	W (mm)	H (mm)	L1 (mm)	W1 (mm)	W2 (mm)	H1 (mm)	H2 (mm)
LKSm126			219	165	214	60	97	133	63	88.5
LKSm350	1"	1"	215	166	239	60	97	134	63	110
LKSm550			259	177	253	90	112	146	75	113.5

Hydraulic Performance Curves



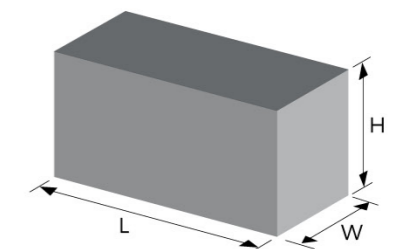
Materials Table


No.	Part	Material
1	Pump bonnet	Brass/Cast iron
2	Impeller	Brass
3	Mechanical seal	Carbon/Ceramic
4	Pump body	HT200
5	Check valve	NBR
6	Outlet connector	HT200
7	Filling plug	Brass
8	Front plate	HT200
9	Bearing	
10	Rotor	
11	Fan cover	PP
12	Fan	PP
13	Rear cover	ZL102
14	Stator	
15	Capacitor	
16	Sealing ring	NBR
17	Terminal box	ABS



Package Information

Model	GW (Kgs)	L (mm)	W (mm)	H (mm)	Quantity (PCS/20"TEU)
LKSm126	6.6	250	205	250	2205
LKSm350	7.5	250	205	270	1960
LKSm550	10.8	295	210	295	1526





Application

- Can be used to transfer clean water or other liquids similar to water in physical and chemical properties
- Suitable for small living water supply, automatic water sprinkler system, small air conditioner system or supporting equipment etc.

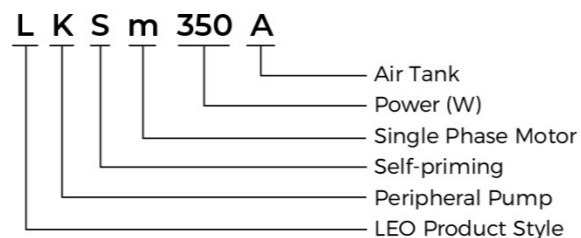
Pump

- With 2L pressure tank for automatic operation
- Special anti-rust treatment
- Brass impeller
- AISI 304 shaft
- Max. liquid temperature: +60°C
- Max. suction: +9 m

Motor

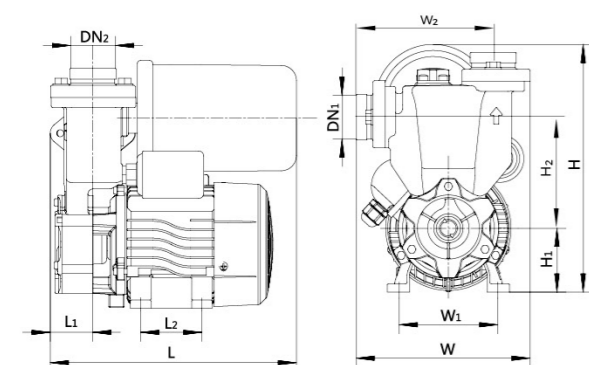
- Low noise&Long life bearing
- Cooper winding
- Built-in thermal protector
- Insulation class: F
- Protection class: IPX4
- Max. ambient temperature: +50°C

Identification Codes



Technical Data

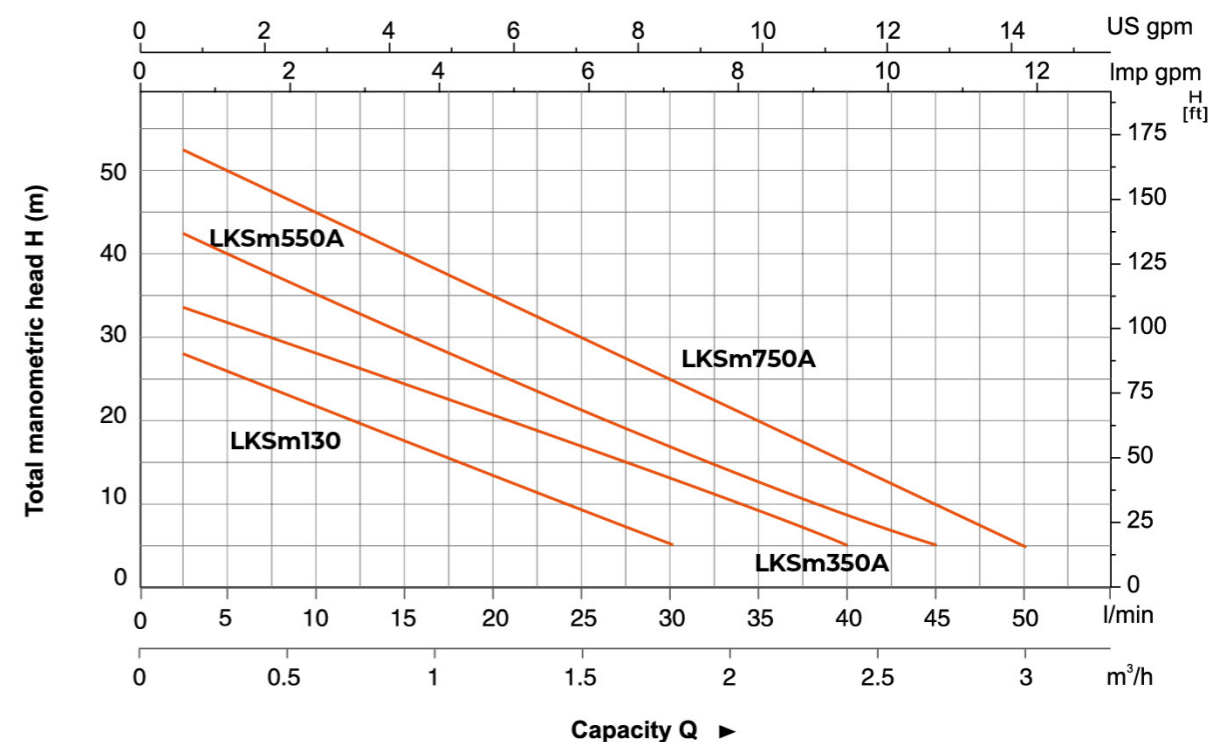
Model	Power		Q(m³/h)	Q(l/min)												
	kW	HP		0	0.3	0.6	0.9	1.2	1.5	1.8	2.1	2.4	2.7	3.0		
LKSm130	0.125	0.17	H (m)	30	22	18	15	10	5	3	-	-	-	-		
LKSm350A	0.35	0.47		35	32	27	23	18	15	12	8	3	-	-		
LKSm550A	0.55	0.75		45	40	35	30	25	20	15	10	8	3	-		
LKSm750A	0.75	1.0		55	50	45	40	35	30	25	20	15	10	5		



Dimension

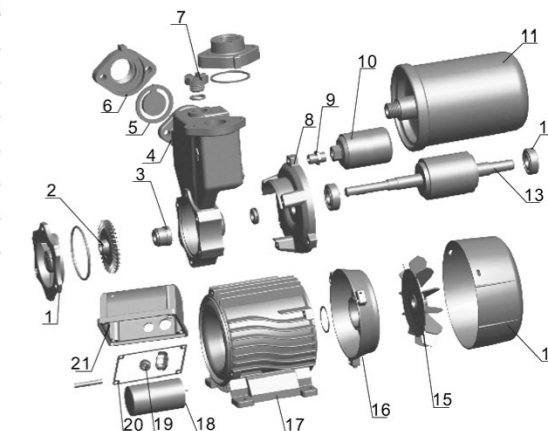
Model	DN1	DN2	L (mm)	W (mm)	H (mm)	L1 (mm)	W1 (mm)	W2 (mm)	H1 (mm)	H2 (mm)
LKSm130	1"	1"	256	165	243	60	97	133	63	107.5
LKSm350A	1"	1"	256	166	245	60	97	134	63	110
LKSm550A	1"	1"	260	177	253	90	112	146	75	113.5
LKSm750A	1"	1"	260	177	260	90	112	146	75	113.5

Hydraulic Performance Curves



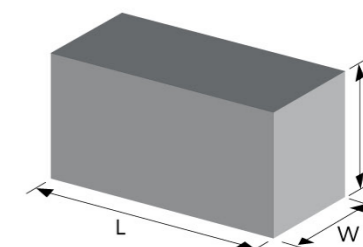
Materials Table

No.	Part	Material	No.	Part	Material
1	Pump bonnet	Brass/Cast iron	15	Fan	PP
2	Impeller	Brass	16	Rear cover	ZL102
3	Mechanical seal	Carbon/Ceramic	17	Stator	
4	Pump body	HT200	18	Capacitor	
5	Check valve	NBR	19	Cable holder	NBR
6	Outlet connector	HT200	20	Sealing ring	NBR
7	Filling plug	Brass	21	Terminal box	ABS
8	Front plate	HT200			
9	Bend	Iron			
10	Pressure switch				
11	Pressure tank	Iron			
12	Bearing				
13	Rotor				
14	Fan cover	PP			



Package Information

Model	GW (Kgs)	L (mm)	W (mm)	H (mm)	Quantity (PCS/20'TEU)
LKSm130	8.16	285	195	290	1603
LKSm350A	8.6	285	195	290	1603
LKSm550A	12	290	215	305	1421
LKSm750A	13.25	290	215	310	1421





Application

- Can be used to transfer clean water or other liquids with physical properties similar to water
- Suitable for small domestic water supply, automatic sprinkler system, small air-conditioning system or supporting equipment, etc.

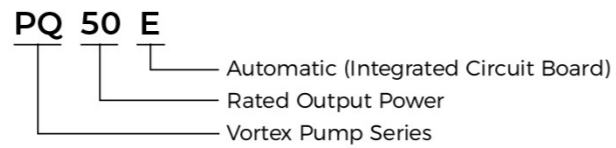
Pump

- The cast iron pump body and bracket have undergone special anti-rust treatment
- Brass impeller
- AISI 304 shaft
- Max. liquid temperature: +60°C
- Max. suction : 8m

Motor

- Low noise & long life bearing
- Motor with copper winding
- Built-in thermal protector for single phase motor
- Insulation class: F
- Protection class: IPX4
- Max. ambient temperature: +50°C
- Control System
- Microcomputer automatic control
- Water shortage protection
- Low temperature protection

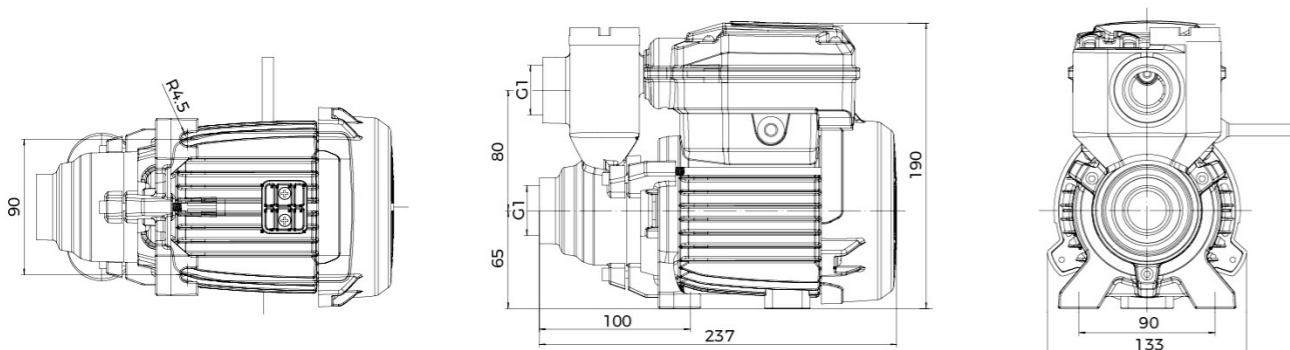
Identification Codes



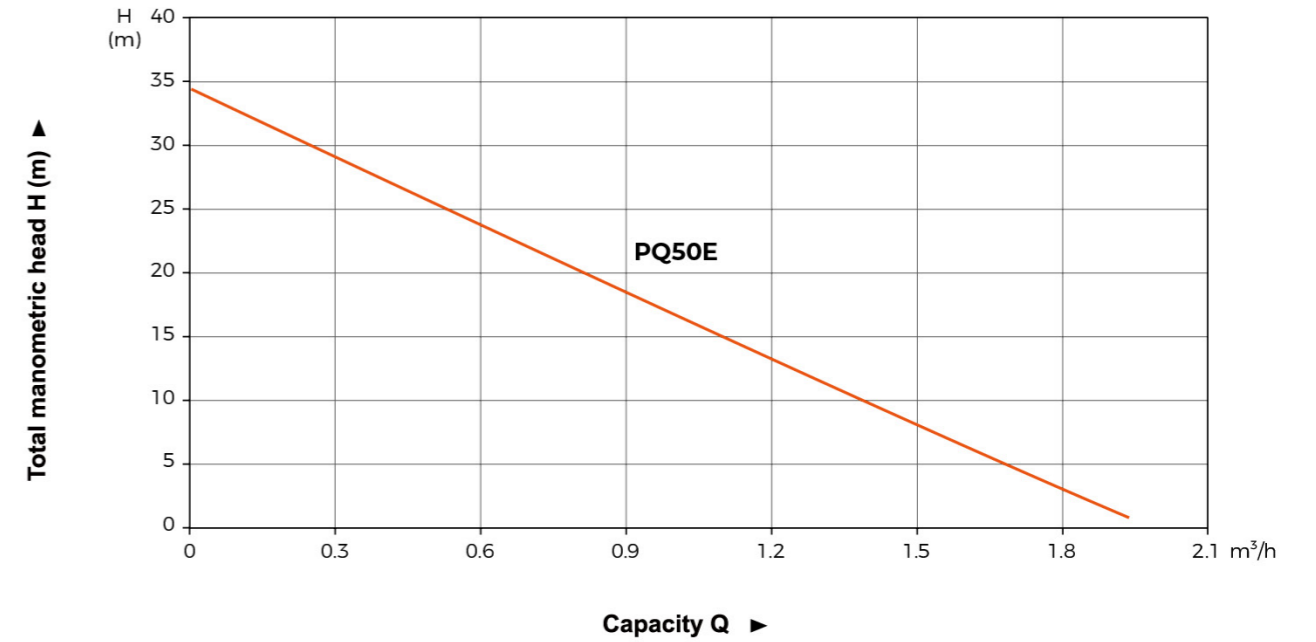
Technical Data

Model	Voltage		Power		Max.Head	Max.Flow	Inlet/Outlet	Liquid temperature
	V/Hz		kW	HP	m	l/min		
PQ50E	180-220 / 50		0.37	0.5	30	33	1"	40°C

Dimension

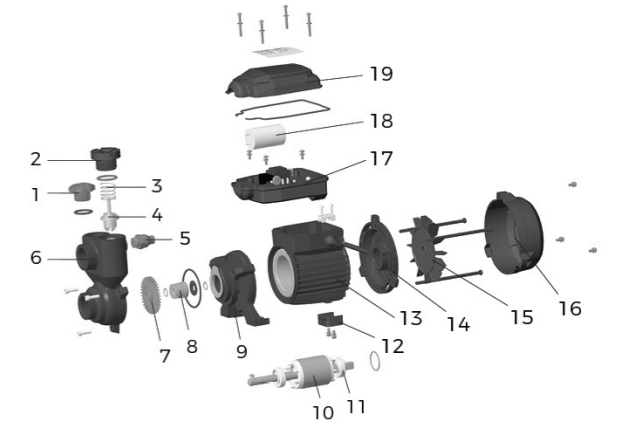


Hydraulic Performance Curves



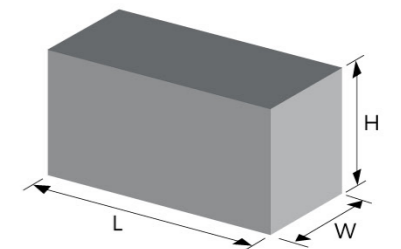
Materials Table

No.	Part	Material	No.	Part	Material
1	Water injection plug	PA6-GF25	14	Rear end cover	ADC12
2	Pump cover	PA6-GF25	15	Fan	PP-GF10
3	Spring	304	16	Fan cover	PP-GF10
4	Valve rod	PPO-GF30	17	Junction box assembly	
5	Pressure sensor		18	Capacitor	
6	Pump body	HT200	19	Junction box cover	ABS
7	Impeller	HPb59-1			
8	Mechanical seal	Carbon/Ceramic			
9	Bracket	HT200			
10	Rotor				
11	Bearing	GCr15			
12	Arm-brace	PP-GF30			
13	Stator				



Package Information

Model	GW (Kgs)	L (mm)	W (mm)	H (mm)	Quantity (PCS/20'TEU)
PQ50E	6.22	270	180	245	1824





Application

- Can be used to transfer clean water or other liquids similar to water in physical and chemical properties
- Suitable for small living water supply, automatic water sprinkler system, small air conditioner system or supporting equipment etc.

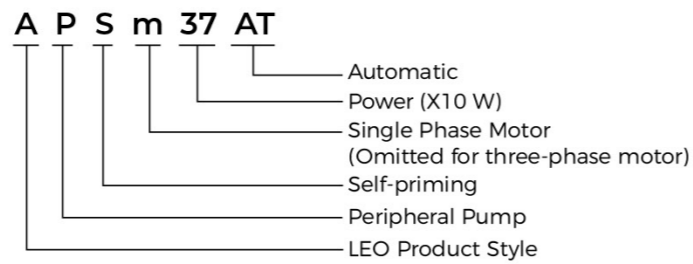
Pump

- 2-Seconds delayed start after plug into the socket to avoid potential danger caused by electric sparks
- Non-water protection
- Automatical detection if there is coming water from pump inlet
- Anti-blocking protection
- Operating status display (Powering up/Running/No water)

Motor

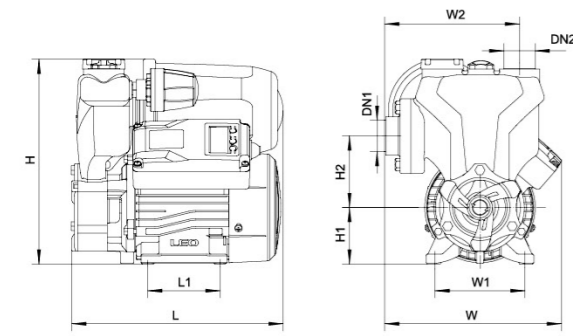
- Low noise & Long life bearing
- Motor with copper winding
- Built-in thermal protector for single phase motor
- Insulation class: F
- Protection class: IPX4
- Max. ambient temperature: +50 °C

Identification Codes



Technical Data

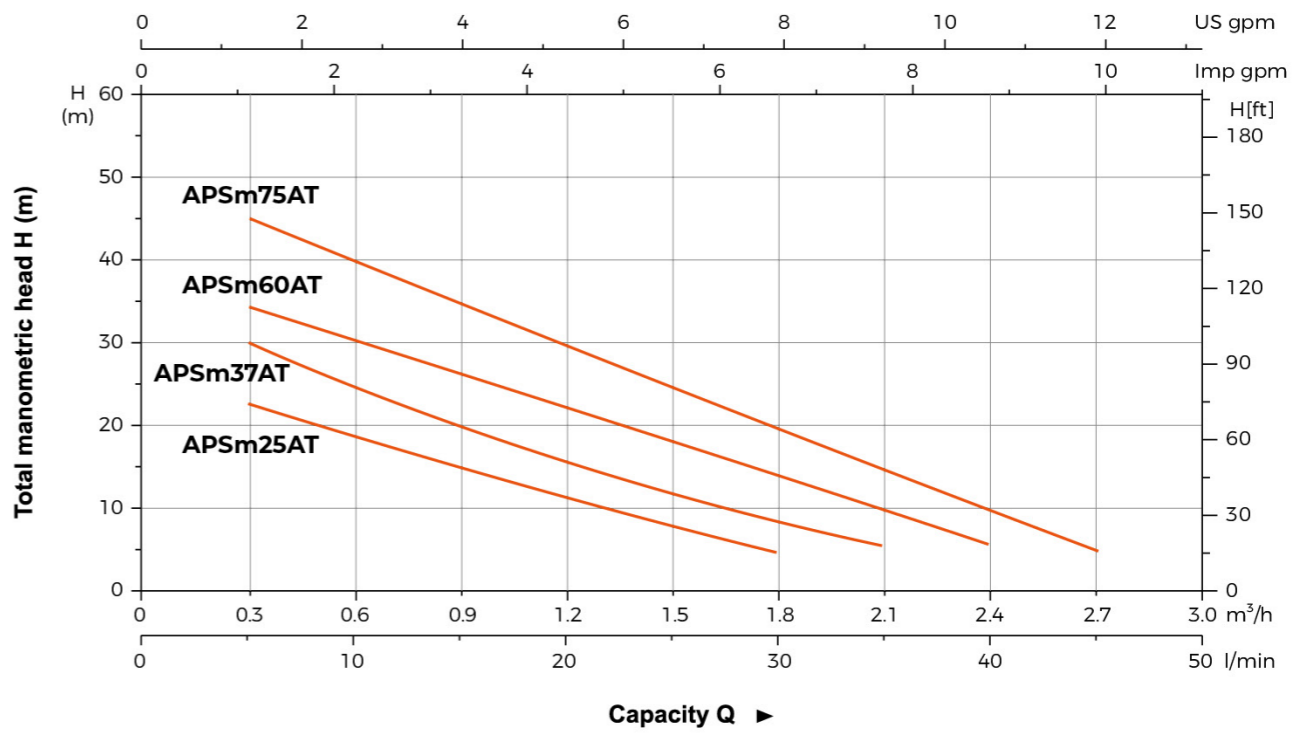
Model	Power		Q(m³/h)	Q(l/min)											
	kW	HP		0	0.3	0.6	0.9	1.2	1.5	1.8	2.1	2.4	2.7		
APSm25AT	0.25	0.3	H (m)	25	22	20	15	10	8	5	-	-	-		
APSm37AT	0.37	0.5		35	30	25	20	15	12	8	5	-	-		
APSm60AT	0.6	0.8		40	35	30	25	22	18	15	10	5	-		
APSm75AT	0.75	1.0		50	45	40	35	30	25	18	15	10	5		



Dimension

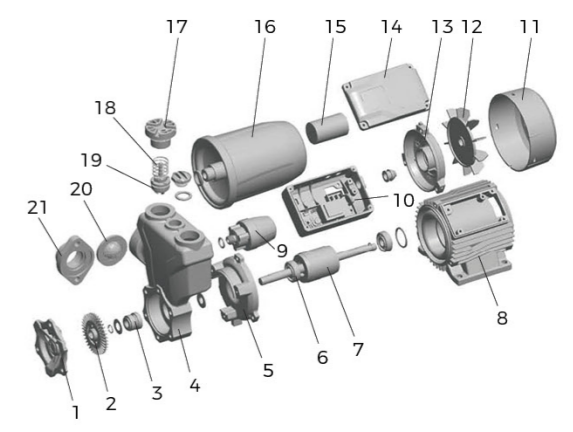
Model	DN1	DN2	L (mm)	W (mm)	H (mm)	L1 (mm)	W1 (mm)	W2 (mm)	H1 (mm)	H2 (mm)
APSm25AT	1"	1"	235	200	228	80	100	160	63	80
APSm37AT			235	200	228	80	100	160	63	80
APSm60AT			257	216	242	90	112	161	71	85
APSm75AT			257	216	242	90	112	161	71	85

Hydraulic Performance Curves



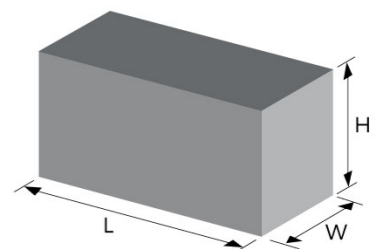
Materials Table

No.	Part	Material	No.	Part	Material
1	Pump Cover	Brass	13	End plate	ZL 102
2	Impeller	Brass	14	Terminal cover	ABS
3	Mechanical seal	Carbon/Ceramic	15	Capacitor	
4	Pump body	HT200	16	Pressure tank	Iron
5	Front plate	HT200	17	Pump head	PA66
6	Bearing		18	Check-valve spring	AISI 304
7	Rotor		19	Check valve	PPO
8	Stator		20	Sealing ring	Rubber
9	Pressure sensor		21	Inlet connection	HT200
10	Cover box	ABS			
11	Fan cover	PP-GF10			
12	Fan	PP-GF15			



Package Information

Model	GW (Kgs)	L (mm)	W (mm)	H (mm)	Quantity (PCS/20'TEU)
APSm25AT	9.23	290	245	275	1408
APSm37AT	9.79	290	245	275	1408
APSm60AT	12.85	315	285	300	980
APSm75AT	13.5	315	285	300	980





Application

- Can be used to transfer clean water or other liquids similar to water in physical and chemical properties
- Suitable for small living water supply, automatic water sprinkler system, small air conditioner system or supporting equipment etc.

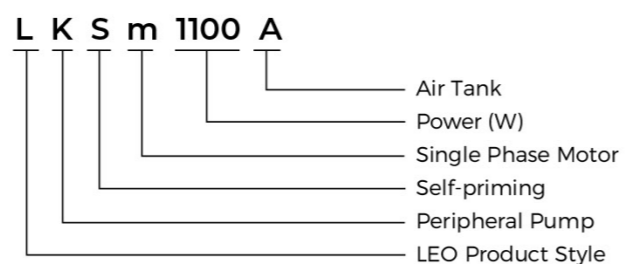
Pump

- With 24L pressure tank for automatic operation
- Special anti-rust treatment
- Brass impeller
- AISI 304 shaft
- Max. liquid temperature: +60°C
- Max. suction: +9 m

Motor

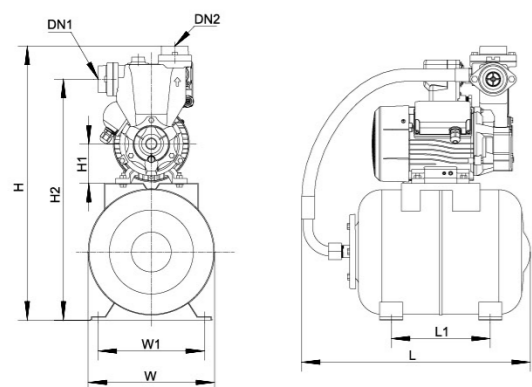
- Low noise & Long life bearing
- Copper winding
- Built-in thermal protector
- Insulation class: F
- Protection class: IPX4
- Max. ambient temperature: +50 °C

Identification Codes



Technical Data

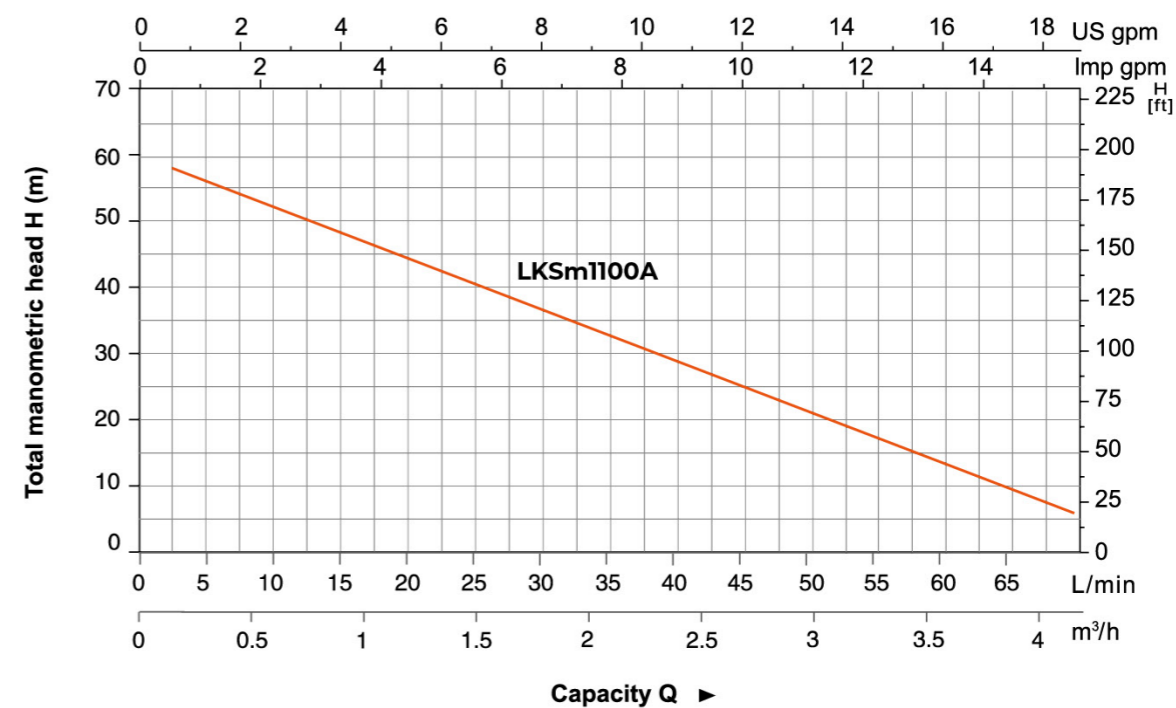
Model	Power		Q(m³/h)	Q(l/min)															
	kW	HP		0	0.3	0.6	0.9	1.2	1.5	1.8	2.1	2.4	2.7	3	3.3	3.6	3.9	4.2	
LKSm1100A	1.1	1.5	H(m)	60	56	52	48	44	40	36	32	28	24	20	16	12	8	4	



Dimension

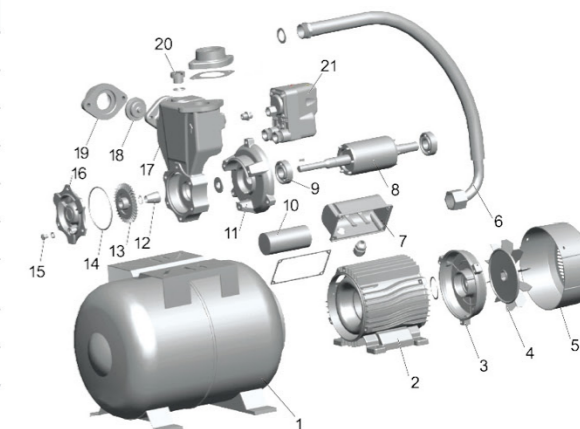
Model	DN1	DN2	L (mm)	W (mm)	H (mm)	L1 (mm)	W1 (mm)	H1 (mm)	H2 (mm)
LKSm1100A	1 1/2"	1 1/2"	480	270	595	220	235	86	520

Hydraulic Performance Curves



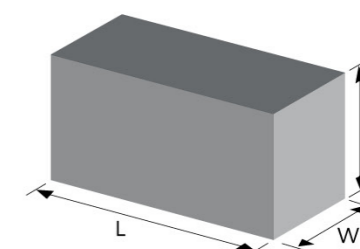
Materials Table

No.	Part	Material	No.	Part	Material
1	Air tank	Iron	13	Impeller	Brass
2	Stator		14	O-ring	NBR
3	Rear cover	ZL102	15	Screw	Steel
4	Fan	PP	16	Pump bonnet	Brass
5	Fan cover	PP	17	Pump body	HT200
6	Flexible hose		18	Check valve	NBR
7	Terminal box	ABS	19	Outlet connector	HT200
8	Rotor		20	Filling plug	Brass
9	Bearing		21	Pressure switch	
10	Capacitor				
11	Front plate	HT200			
12	Mechanical seal	Carbon/Ceramic			



Package Information

Model	GW (Kgs)	L (mm)	W (mm)	H (mm)	Quantity (PCS/20'TEU)
LKSm1100A	25	515	325	645	234





Application

- Can be used to transfer clean water or other liquids similar to water in physical and chemical properties
- Suitable for lifting water from the well, sprinkling irrigation in garden, pressure boosting of running water, and supporting equipment etc.


Pump

- Stainless steel pump body
- Support under special anti-rust treatment
- Stainless steel impeller
- AISI 304 shaft
- Max. liquid temperature: +60°C
- Max. suction: +9 m

Motor

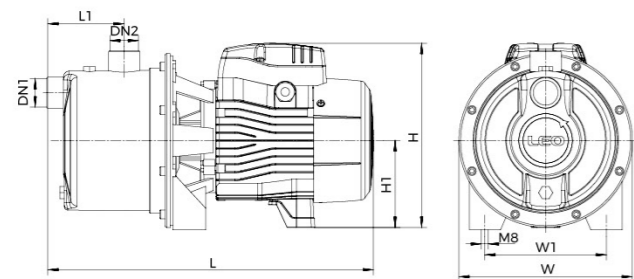
- Low noise&Long life bearing
- Motor with copper winding
- Built-in thermal protector for single phase motor
- Insulation class: F
- Protection class: IPX4
- Max.ambient temperature: +50°C

Identification Codes



Technical Data

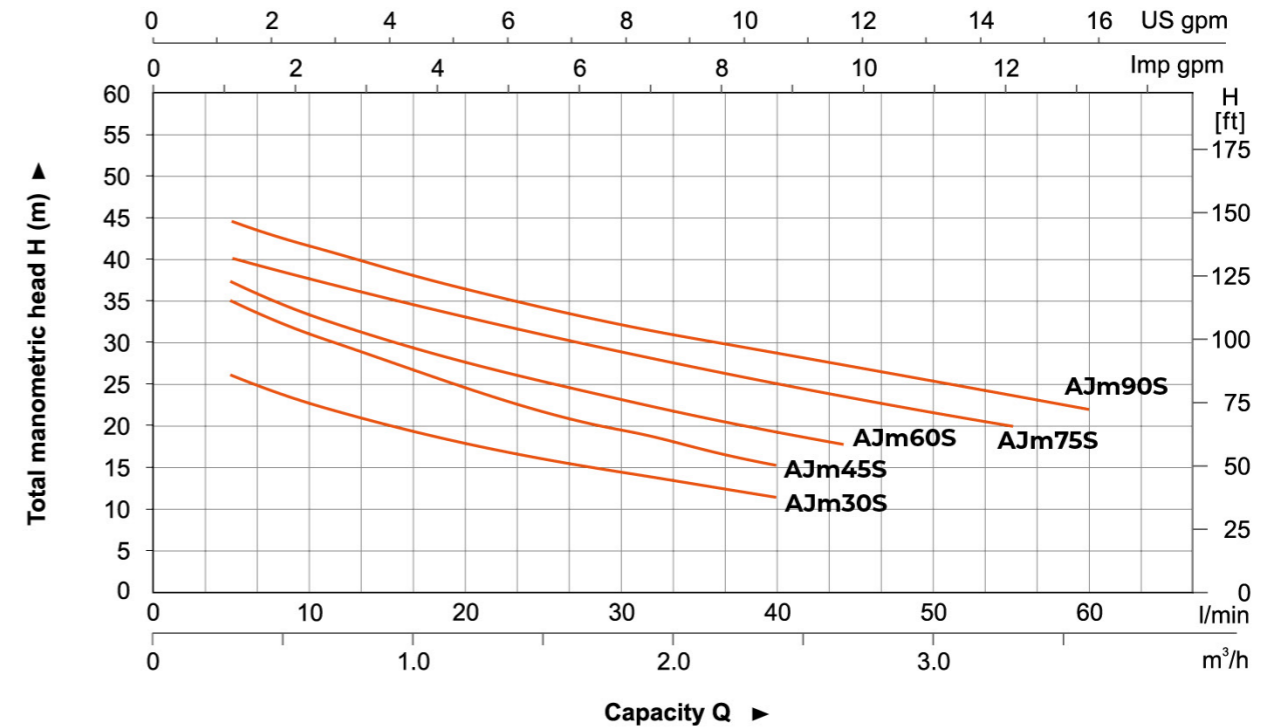
Model	Power		Q(m³/h)	Q(l/min)															
	kW	HP		0	0.3	0.6	0.9	1.2	1.5	1.8	2.1	2.4	2.8	3.0	3.3	3.6			
AJm30S	0.3	0.4	H (m)	30	26	23	20	18	16.5	15	13	11	-	-	-	-			
AJm45S	0.45	0.6		38	35	31	27	25	22	20	19	16	-	-	-	-			
AJm60S	0.6	0.8		42	37	33	30	27	25	23	21	20	18	-	-	-			
AJm75S	0.75	1.0		47	40	38	36	34	32	30	28	27	25	23	20	-			
AJm90S	0.9	1.2		48	44	42	39	37	35	34	32	31	29	28	26	22			



Dimension

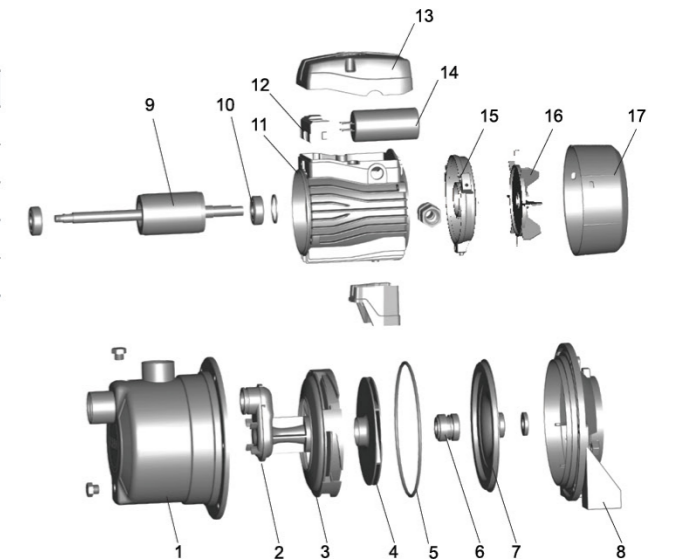
Model	DN1	DN2	L (mm)	W (mm)	H (mm)	L1 (mm)	W1 (mm)	H1 (mm)
AJm30S	1"	1"	229	180	181.5	75	140	92
AJm45S			229	180	181.5	75	140	92
AJm60S			385	200	213	88	140	103
AJm75S			385	200	213	88	140	103
AJm90S			385	200	213	88	140	103

Hydraulic Performance Curves



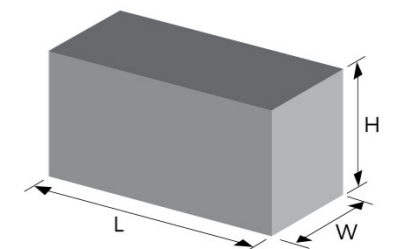
Materials Table

No.	Part	Material	No.	Part	Material
1	Pump body	AISI304	13	Terminal box	PA6-GF25
2	Venturi tube	PPO	14	Capacitor	
3	Diffuser	PPO	15	Rear cover	ZL102
4	Impeller	AISI304	16	Fan	PP
5	O-ring	NBR	17	Fan cover	PP
6	Mechanical seal	Carbon/Ceramic			
7	Bracket cover	AISI304			
8	Support	ZL102			
9	Rotor				
10	Bearing				
11	Stator				
12	Terminal board	PC			



Package Information

Model	GW (Kgs)	L (mm)	W (mm)	H (mm)	Quantity (PCS/20'TEU)
AJm30S	5.7	350	180	220	1920
AJm45S	6.7	350	180	220	1920
AJm60S	9.2	420	228	257	1056
AJm75S	10.1	420	228	257	1056
AJm90S	10.7	420	228	257	1056





Application

- Can be used to transfer clean water or other liquids similar to water in physical and chemical properties
- Suitable for lifting water from the well, sprinkling irrigation in garden, pressure boosting of running water, and supporting equipment etc.


Pump

- Cast iron pump body and support under special anti-rust treatment
- Stainless steel impeller
- AISI 304 shaft
- Max. liquid temperature: +60°C
- Max. suction: +9 m

Motor

- Low noise&Long life bearing
- Motor with copper winding
- Built-in thermal protector for single phase motor
- Insulation class: F
- Protection class: IPX4
- Max.ambient temperature: +50 °C

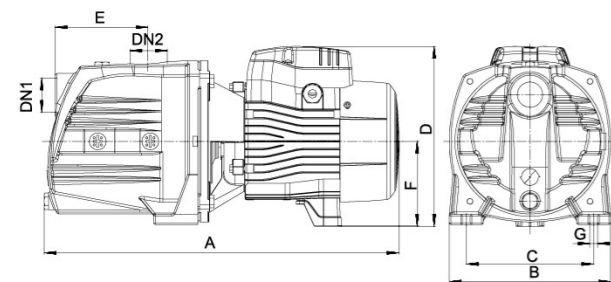
Identification Codes



Optional plastic impeller (only power less than 1kw)

Technical Data

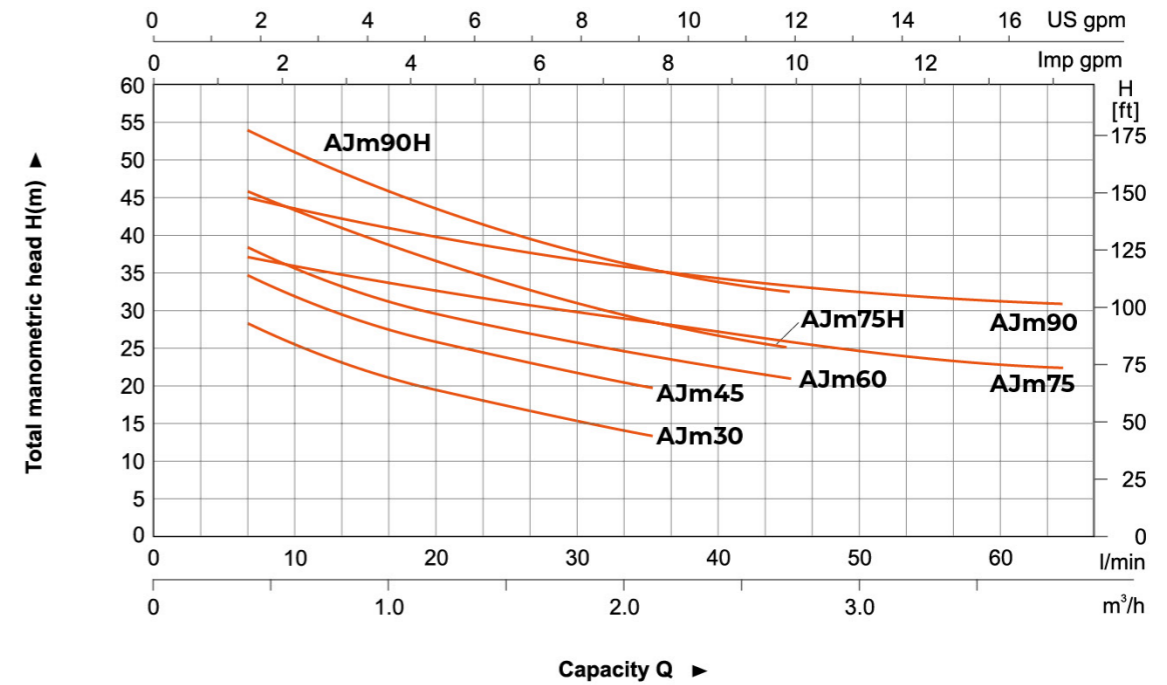
Model	Power		Q(m³/h)	H (m)															
	kW	HP		0	0.3	0.6	0.9	1.2	1.5	1.8	2.1	2.4	2.8	3	3.3	3.6	3.9		
			Q(l/min)	0	5	10	15	20	25	30	35	40	47	50	55	60	65		
AJm30	0.3	0.4		33	30	26	22.5	20	18	16	14	-	-	-	-	-	-		
AJm45	0.45	0.6		38	36	32	28	25	22	20	18	-	-	-	-	-	-		
AJm60	0.6	0.8		44	41	37	33.5	31	28.5	26	24	22.5	21	-	-	-	-		
AJm75	0.75	1.0		40	38	36	34.5	33	31.5	30	29	28	27	26	25	24	23		
AJm75H	0.75	1.0		50	47	43	40	37	34.5	32	30	27.5	25	-	-	-	-		
AJm90	0.9	1.2		48	46	44	42.5	41	39.5	38	36	35	34	33	32	31	30		
AJm90H	0.9	1.2		60	57	53	49	46	43	40	37	35	33	-	-	-	-		



Dimension

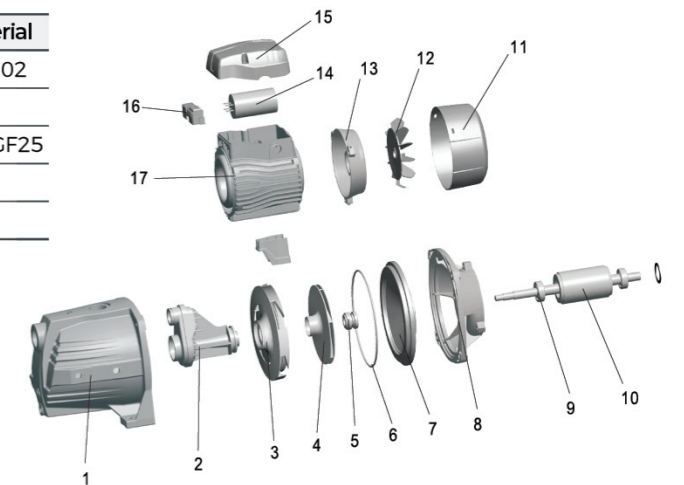
Model	DN1	DN2	A (mm)	B (mm)	C (mm)	D (mm)	E (mm)	F (mm)	G (mm)
AJm30	1"	1"	351	160	125	182	90	90	10
AJm45			351	160	125	182	90	90	10
AJm60			418	190	150	213	114	100	10
AJm75			418	190	150	213	114	100	10
AJm75H			418	190	150	213	114	100	10
AJm90			418	190	150	213	114	100	10
AJm90H			418	190	105	213	114	100	10

Hydraulic Performance Curves



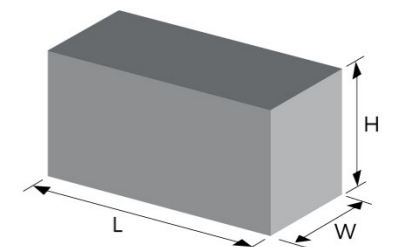
Materials Table

No.	Part	Material	No.	Part	Material
1	Pump body	HT 200	13	Rear cover	ZL 102
2	Venturi tube	PPO	14	Capacitor	
3	Diffuser	PPO	15	Terminal box	PA6-GF25
4	Impeller	AISI 304	16	Terminal board	
5	Mechanical seal	Carbon/Ceramic	17	Stator	
6	O-ring	NBR			
7	Support cover	AISI 304			
8	Support	ZL 102			
9	Bearing				
10	Rotor				
11	Fan cover	PP			
12	Fan	PP			



Package Information

Model	GW (Kgs)	L (mm)	W (mm)	H (mm)	Quantity (PCS/20'TEU)
AJm30	8.5	390	185	215	1740
AJm45	9.5	390	185	215	1740
AJm60	13.9	455	215	245	1170
AJm75	15	455	215	245	1170
AJm75H	15	455	215	245	1170
AJm90	16	455	215	245	1170
AJm90H	16	455	215	245	1170





Application

- Can be used to transfer clean water or other liquids similar to water in physical and chemical properties
- Suitable for lifting water from the well, sprinkling irrigation in garden, pressure boosting of running water, and supporting equipment etc.

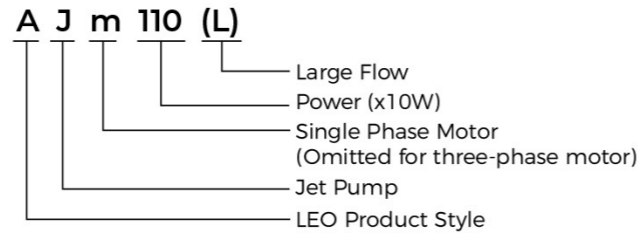
Pump

- Cast iron pump body and support under special anti-rust treatment
- Stainless steel impeller
- AISI 304 shaft
- Max. liquid temperature: +60°C
- Max. suction: +9 m

Motor

- Low noise&Long life bearing
- Motor with copper winding
- Built-in thermal protector for single phase motor
- Insulation class: F
- Protection class: IPX4
- Max.ambient temperature: +50 °C

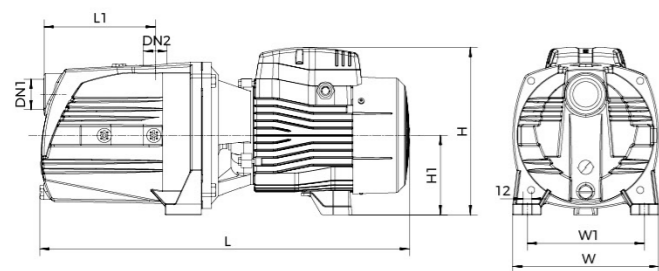
Identification Codes



Technical Data

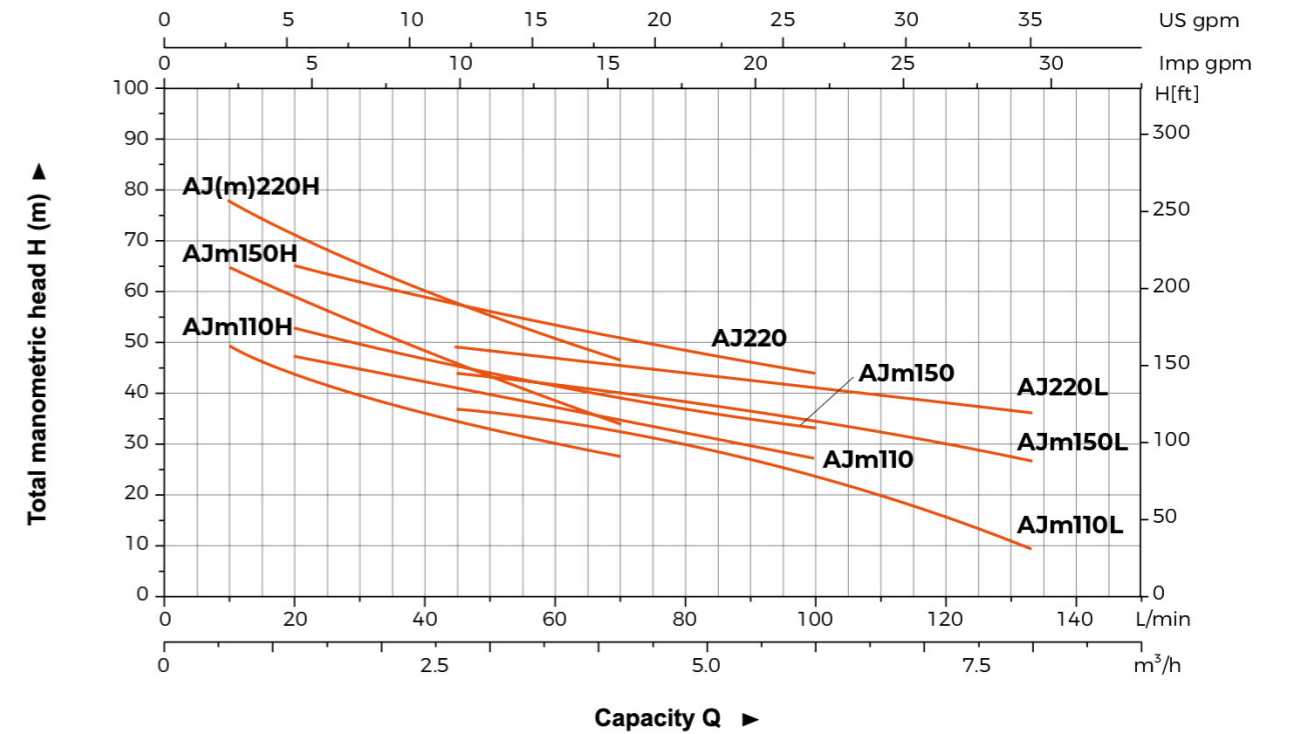
Model	Power		Q(m³/h)	Q(l/min)																
	kW	HP		0	0.6	0.9	1.2	1.5	1.8	2.1	2.4	2.7	3	3.6	4.2	4.8	6.0	7.5	8.4	
AJm110H	1.1	1.5	H (m)	60	50	46	44	42	40	38	36	34	32	30	28	-	-	-	-	
AJm150H	1.5	2		72	65	61	59	57	54	51	48	45	43	39	34	-	-	-	-	
AJ(m)220H	2.2	3		85	78	75	71	68	65	63	60	57.5	55	51.5	46	-	-	-	-	
AJm110	1.1	1.5		55	52	49	48	46	45	43	42	41	40	37	35	33	27	-	-	
AJm150	1.5	2		60	56	55	53	52	49	48	46	45	44	42	40	36	33	-	-	
AJ220	2.2	3		68	67.5	67	66	65	63	61	59	57	56	54	51	48	44	-	-	
AJm110L	1.1	1.5		47	45	44	43	42	41	40	39	38	36	34	32	30	24	17	9	
AJm150L	1.5	2		54	53	52	51	49	48	46	45	44	43	42	39	38	34	31	26	
AJ220L	2.2	3		55	54	53	52	51.5	51	50.5	49.5	49	48	47	45	44	41	38	36	

Dimension




Model	DN1	DN2	L (mm)	W (mm)	H (mm)	L1 (mm)	W1 (mm)	H1 (mm)
AJm110H	1 1/4"	1 1/4"	512	206	236	153	165	112
AJm150H			512	206	236	153	165	112
AJ(m)220H			512	206	236	153	165	112
AJm110			512	206	236	153	165	112
AJm150			512	206	236	153	165	112
AJ220			512	206	236	153	165	112
AJm110L	1 1/2"	1 1/2"	512	206	236	153	165	112
AJm150L			512	206	236	153	165	112
AJ220L			512	206	236	153	165	112

Hydraulic Performance Curves



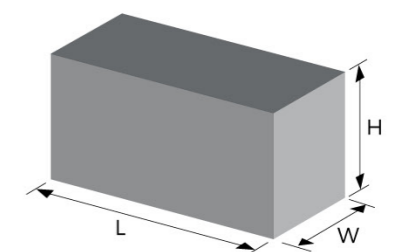
Materials Table

No.	Part	Material	No.	Part	Material
1	Pump body	HT 200	13	Terminal board	PC
2	Nozzle	PPO	14	Terminal box	PA6-GF25
3	O-ring	NBR	15	Capacitor	
4	Venturi tube	PPO	16	Rear cover	ZL102
5	Diffuser	PPO	17	Fan	PP
6	Mechanical seal	Carbon/Ceramic	18	Fan cover	PP
7	Impeller	AISI 304			
8	Support cover	HT200			
9	Support	ZL102			
10	Bearing				
11	Rotor				
12	Stator				



Package Information

Model	GW (Kgs)	L (mm)	W (mm)	H (mm)	Quantity (PCS/20*TEU)
AJm110	24.5	572	225	259	816
AJm110H	24.5	572	225	259	816
AJm110L	24.5	572	225	259	816
AJm150	25.4	572	225	259	816
AJm150H	25.4	572	225	259	816
AJm150L	25.4	572	225	259	816
AJ(m)220H	26.0	572	225	259	816





Application

- Can be used to transfer clean water or other liquids similar to water in physical and chemical properties
- Suitable for lifting water from the well, sprinkling irrigation in garden, pressure boosting of running water, and supporting equipment etc.

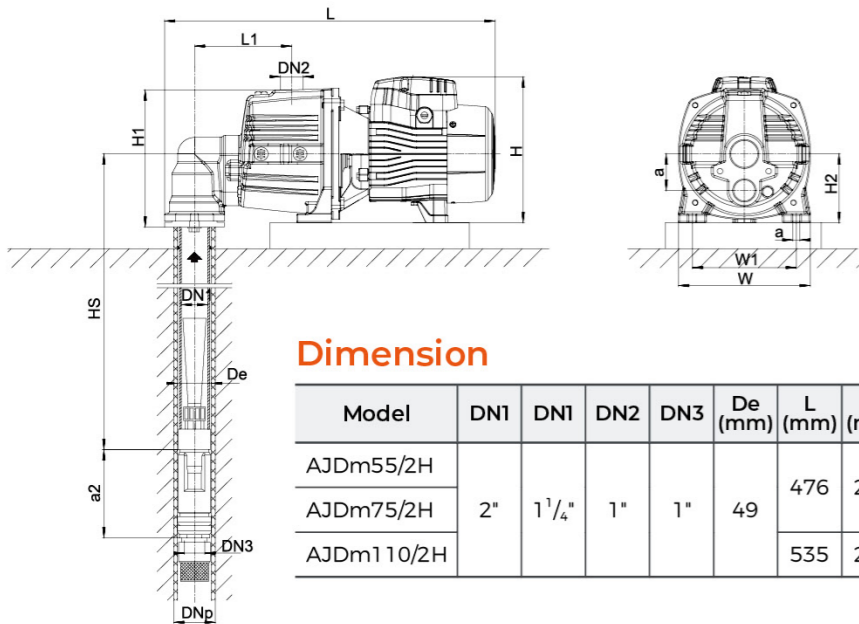
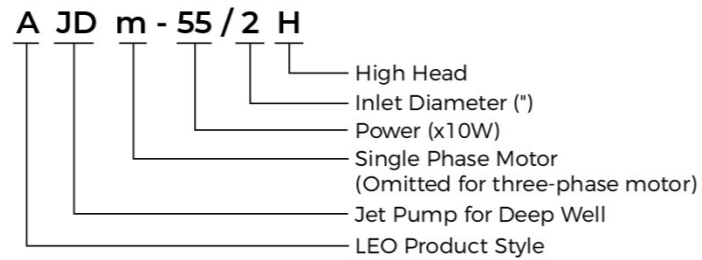
Pump

- Cast iron pump body and support under special anti-rust treatment
- Stainless steel impeller
- AISI 304 shaft
- Max. liquid temperature: +60°C
- Max. suction: +40 m

Motor

- Low noise&Long life bearing
- Motor with copper winding
- Built-in thermal protector for single phase motor
- Insulation class: F
- Protection class: IPX4
- Max.ambient temperature: +50°C

Identification Codes



Dimension

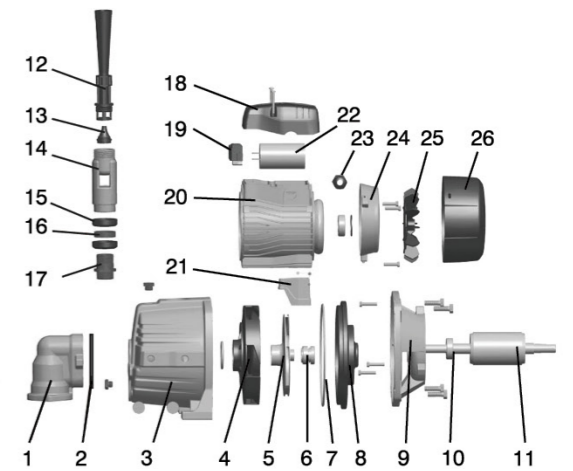
Model	DN1	DN1	DN2	DN3	De (mm)	L (mm)	H (mm)	W (mm)	L1 (mm)	H1 (mm)	H2 (mm)	W1 (mm)	a (mm)	a2 (mm)	S (mm)
AJDm55/2H						476	212	190	140	204	110	150			
AJDm75/2H	2"	1 1/4"	1"	1"	49								53	128	10
AJDm110/2H						535	237	206	153	211	112	166			

Technical Data

Model	Power		HS (m)	Q (l/min)	H (m)																
	kW	HP			0	2	4	6	8	10	12	14	16	18	20	22	24	26	28	30	
AJDm55/2H	0.55	0.75	15	37	33	30	27	25	23	21	19	17	15	13	-	-	-	-	-		
AJDm75/2H	0.75	1.0			47	43	40	37	34	31	29	27	25	23	21	19	17	-	-	-	
AJDm110/2H	1.1	1.5			70	65	61	57	53	50	47	44	42	40	38	36	34	32	30	28	
AJDm55/2H	0.55	0.75	20	30	26	23	21	19	17	15	13	-	-	-	-	-	-	-	-		
AJDm75/2H	0.75	1.0			36	36	33	30	27	24	22	20	18	17	-	-	-	-	-	-	
AJDm110/2H	1.1	1.5			62	57	53	49	46	43	40	38	36	34	32	28	28	-	-	-	
AJDm55/2H	0.55	0.75	25	23	19	16	14	12	-	-	-	-	-	-	-	-	-	-	-		
AJDm75/2H	0.75	1.0			32	29	26	23	20	18	16	-	-	-	-	-	-	-	-	-	
AJDm110/2H	1.1	1.5			54	49	45	42	39	36	33	31	29	27	-	-	-	-	-	-	
AJDm55/2H	0.55	0.75	30	16	13	-	-	-	-	-	-	-	-	-	-	-	-	-	-		
AJDm75/2H	0.75	1.0			25	22	19	16	-	-	-	-	-	-	-	-	-	-	-	-	
AJDm110/2H	1.1	1.5			46	42	38	35	32	29	27	-	-	-	-	-	-	-	-	-	
AJDm75/2H	0.75	1.0	35	18	15	-	-	-	-	-	-	-	-	-	-	-	-	-	-		
AJDm110/2H	1.1	1.5			39	35	31	28	-	-	-	-	-	-	-	-	-	-	-	-	
AJDm110/2H	1.1	1.5			32	28	-	-	-	-	-	-	-	-	-	-	-	-	-	-	

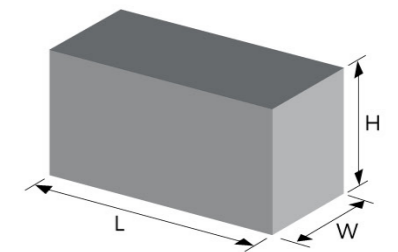
Materials Table

No.	Part	Material	No.	Part	Material
1	Elbow	HT 200	14	Ejector	HT200
2	Gasket seal	NBR	15	Sealing cup	NBR
3	Pump body	HT200	16	Copper sheathing	HPb59-1
4	Diffuser	PPO	17	Copper sleeve	HPb59-1
5	Impeller	AISI304	18	Terminal box	PA6-GF25
6	Mechanical seal	Carbon/Ceramic	19	Terminal board	PC
7	O-ring	NBR	20	Stator	
8	Support cover	AISI304/HT200	21	Motor foot	PA6
9	Support	ZL102	22	Capacitor	
10	Bearing		23	Cable holder	
11	Rotor		24	Rear cover	ZL102
12	Venturi tube	PPO	25	Fan	PP
13	Nozzle	PPO	26	Fan cover	PP



Package Information

Model	GW (Kgs)	L (mm)	W (mm)	H (mm)	Quantity (PCS/20'TEU)
AJDm55/2H	17	530	215	240	1053
AJDm75/2H	18.3	530	215	240	1053
AJDm110/2H	24	585	230	265	728





Application

- Can be used to transfer clean water or other liquids similar to water in physical and chemical properties
- Suitable for lifting water from the well, sprinkling irrigation in garden, pressure boosting of running water, and supporting equipment etc.

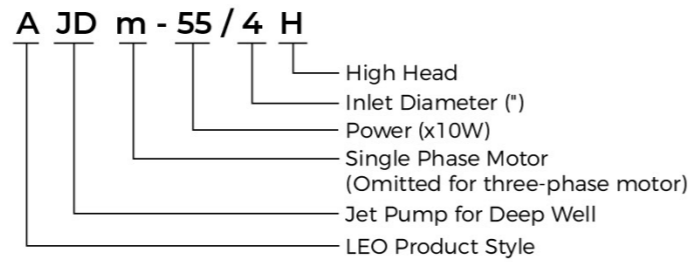
Pump

- Cast iron pump body and support under special anti-rust treatment
- Stainless steel impeller
- AISI 304 shaft
- Max. liquid temperature: +60°C
- Max. suction: +40 m

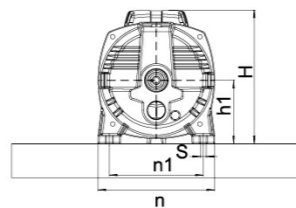
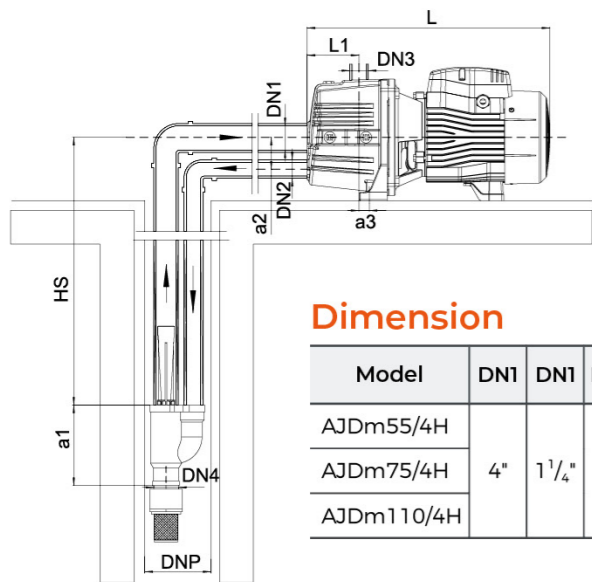
Motor

- Low noise&Long life bearing
- Motor with copper winding
- Built-in thermal protector for single phase motor
- Insulation class: F
- Protection class: IPX4
- Max.ambient temperature: +50°C

Identification Codes



Optional plastic impeller (only power less than 1kw)



Dimension

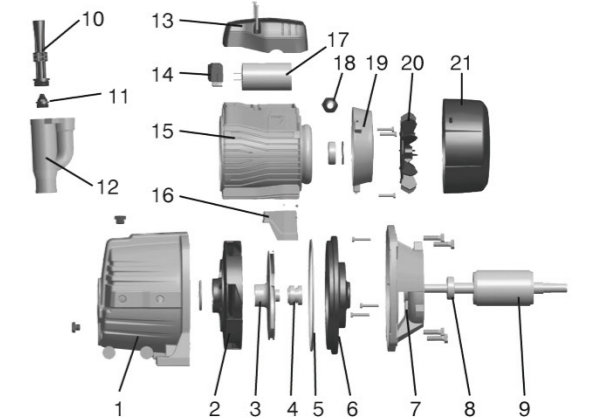
Model	DN1	DN1	DN2	DN3	DN4	L (mm)	L1 (mm)	n (mm)	n1 (mm)	H (mm)	h1 (mm)	a1 (mm)	a2 (mm)	a3 (mm)	S (mm)
AJDm55/4H						370	77	190	150	212	100	160	53	17	10
AJDm75/4H	4"	1 1/4"	1"	1"	1"										
AJDm110/4H						429	90	206	166	236	112			12	

Technical Data

Model	Power		HS (m)	Q (L/min)	H (m)																			
	kW	HP			0	2	4	6	8	10	12	14	16	18	20	22	24	26	28	30	32	34		
AJDm55/4H	0.55	0.75	15	39	35	33	29	27	25	23	21	19	17	15	14	13	-	-	-	-	-			
AJDm75/4H	0.75	1.0			50	46	43	40	37	34	32	30	28	26	24	22	20	19	18	17	-	-		
AJDm110/4H	1.1	1.5			75	70	66	62	58	55	52	49	47	45	43	41	39	37	35	33	31	29		
AJDm55/4H	0.55	0.75	20	32	28	25	23	21	19	17	15	13	-	-	-	-	-	-	-	-	-			
AJDm75/4H	0.75	1.0			42	39	36	33	30	27	25	23	21	20	18	17	-	-	-	-	-	-		
AJDm110/4H	1.1	1.5			67	62	58	54	51	48	45	43	41	39	37	35	33	31	29	27	-	-		
AJDm55/4H	0.55	0.75	25	25	21	18	16	14	12	-	-	-	-	-	-	-	-	-	-	-	-			
AJDm75/4H	0.75	1.0			35	32	29	26	23	21	19	17	-	-	-	-	-	-	-	-	-	-		
AJDm110/4H	1.1	1.5			59	54	50	47	44	41	38	36	34	32	30	28	-	-	-	-	-	-		
AJDm55/4H	0.55	0.75	30	18	15	12	-	-	-	-	-	-	-	-	-	-	-	-	-	-	-			
AJDm75/4H	0.75	1.0			28	25	22	19	17	-	-	-	-	-	-	-	-	-	-	-	-	-		
AJDm110/4H	1.1	1.5			51	47	43	40	37	34	32	30	28	-	-	-	-	-	-	-	-	-		
AJDm75/4H	0.75	1.0	35	21	18	16	-	-	-	-	-	-	-	-	-	-	-	-	-	-	-			
AJDm110/4H	1.1	1.5			44	40	36	33	30	27	-	-	-	-	-	-	-	-	-	-	-	-		
AJDm110/4H	1.1	1.5			37	33	30	27	-	-	-	-	-	-	-	-	-	-	-	-	-	-		

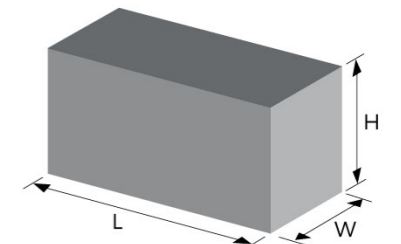
Materials Table

No.	Part	Material	No.	Part	Material
1	Pump body	HT 200	14	Terminal board	PC
2	Diffuser	PPO	15	Stator	
3	Impeller	Stainless steel	16	Motor foot	PA6
4	Mechanical seal	Carbon/Ceramic	17	Capacitor	
5	O-ring	NBR	18	Cable holder	
6	Support cover	AISI304/HT200	19	Rear cover	ZL102
7	Support	ZL102	20	Fan	PP
8	Bearing		21	Fan cover	PP
9	Rotor				
10	Venturi tube	PPO			
11	Nozzle	PPO			
12	Ejector	HT200			
13	Terminal box	PA6-GF25			



Package Information

Model	GW (Kgs)	L (mm)	W (mm)	H (mm)	Quantity (PCS/20'TEU)
AJDm55/4H	16.1	500	215	240	1053
AJDm75/4H	17.4	500	215	240	1053
AJDm110/4H	23.5	585	230	265	728





Application

- Can be used to transfer clean water or other liquids similar to water in physical and chemical properties
- Suitable for industrial use and urban water supply, pressure boosting for high buildings and fire fighting, garden irrigation, long-distance water transfer, heating ventilation and air conditioning, circulation and pressure boosting for cold and hot water, and supporting equipment etc.

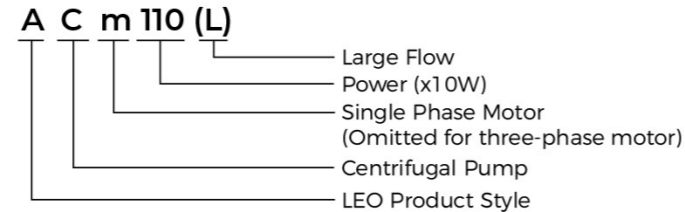
Pump

- Cast iron pump body and support under special anti-rust treatment
- AISI 304 shaft
- Max. liquid temperature: +60°C
- Max. suction: +8 m

Motor

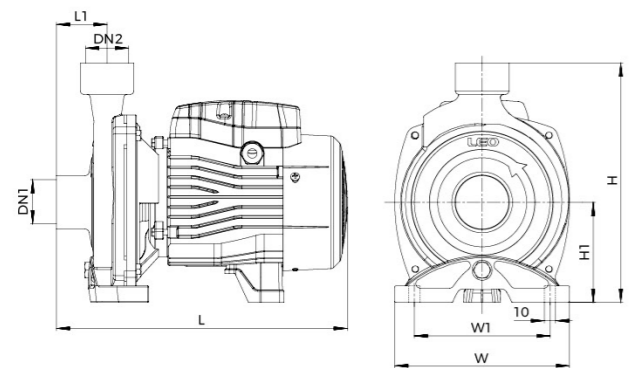
- Low noise&Long life bearing
- Motor with copper winding
- Built-in thermal protector for single phase motor
- Insulation class: F
- Protection class: IPX4
- Max.ambient temperature: +50°C
- IE 2 motor (Three phase, power ≥ 0.75kW)

Identification Codes



Technical Data

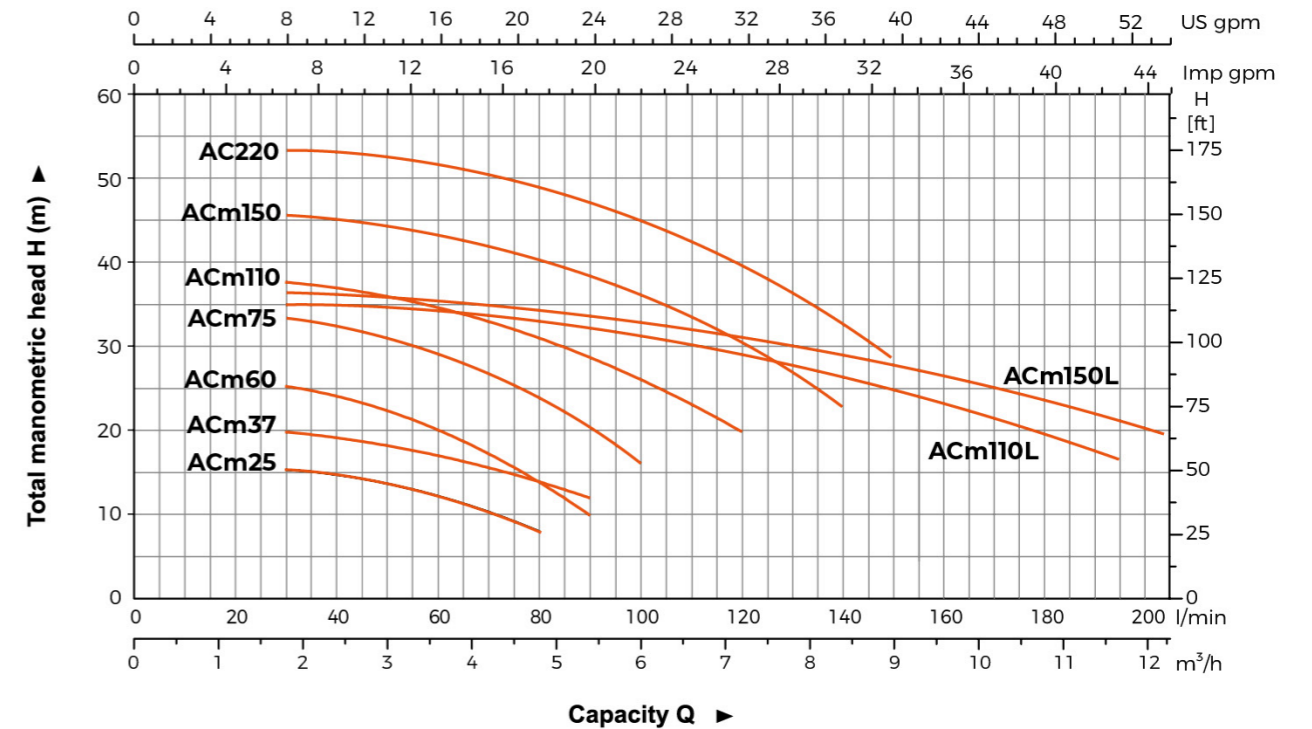
Model		Power		Q(m³/h)																							
Single Phase	Three Phase	kW	HP	0	0.6	0.9	1.2	1.8	2.4	3.0	3.6	4.2	4.5	4.8	5.4	6.0	6.6	7.2	7.8	8.4	9.0	9.6	10.8	11.7	12.6		
				Q(l/min)																							
				0	10	15	20	30	40	50	60	70	75	80	90	100	110	120	130	140	150	160	180	195	200		
ACm25	-	0.25	0.3	17	16.5	16.2	16	15.5	14.5	13.5	12.5	10.5	9.5	8	-	-	-	-	-	-	-	-	-	-	-		
ACm37	-	0.37	0.5	23	21.5	21	21	20.5	19.5	18	17	15.5	14.5	14	12	-	-	-	-	-	-	-	-	-	-		
ACm60	AC60	0.5	0.8	27	26.5	26.2	26	25	24.5	22.5	20	17	15.5	14	10	-	-	-	-	-	-	-	-	-	-		
ACm75	AC75	0.75	1	36	35	34	33.5	33	32	31	29	27	26	23.5	20	16	-	-	-	-	-	-	-	-	-		
ACm110	AC110	1.1	1.5	40	39	38	38	37.5	37	36	35	33	32	31	29	26	23	20	-	-	-	-	-	-	-		
ACm150	AC150	1.5	2	48	47.5	47	46.5	45.5	44.5	43.5	42.5	41.5	41	40.5	39	37	34.5	31	27	22	-	-	-	-	-		
-	AC220	2.2	3	55	54.5	53	53.5	53	52.5	51.5	50.5	49.5	48	48.5	47	45.5	43.5	40	36.5	32.5	28	-	-	-	-		
ACm110L	AC110L	1.1	1.5	34.5	34.3	34.2	34.1	34	33.8	33.5	33	32.5	32.3	32	31	30.5	29.5	28.5	27.5	26.5	25	23.5	20	16.5	-		
ACm150L	AC150L	1.5	2	37.5	37.2	37	36.9	36.6	36.2	35.8	35.4	35	34.8	34.7	34	33.3	32.5	31.5	30.5	29.5	28.2	27	24	21	19		



Dimension

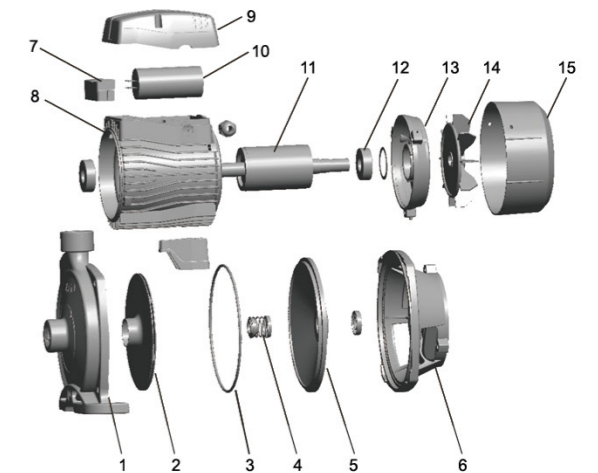
Model	DN1	DN2	L (mm)	W (mm)	H (mm)	L1 (mm)	W1 (mm)	H1 (mm)
ACm25	1"	1"	257	157	216	40	123	90
ACm37			257	157	216	40	123	90
ACm60			303	190	240	45	160	100
ACm75	1 1/4"	1"	303	190	240	45	160	100
ACm110			359	206	265	50	178	112
ACm150			360	240	286	52	207	115
AC220	1 1/2"	1"	360	240	286	52	207	115
ACm110L			359	206	265	50	178	112
ACm150L			359	206	265	50	178	112

Hydraulic Performance Curves



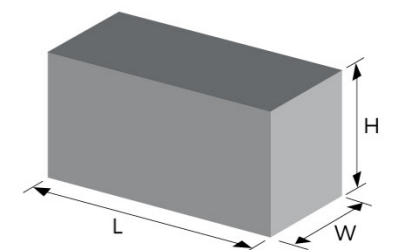
Materials Table

No.	Part	Material	No.	Part	Material
1	Pump body	HT 200	11	Rotor	
2	Impeller	AISI304/Brass	12	Bearing	
3	O-ring	NBR	13	Rear cover	ZL102
4	Mechanical seal	Carbon/Ceramic	14	Fan	PP
5	Support cover	AISI304/HT200	15	Fan cover	PP
6	Support	ZL102			
7	Terminal board	PC			
8	Stator				
9	Terminal box	PA6-GF25			
10	Capacitor				



Package Information

Model	GW (Kgs)	L (mm)	W (mm)	H (mm)	Quantity (PCS/20'TEU)
ACm25	8.3	290	185	239	2124
ACm37	8.8	290	185	239	2124
ACm60	11.3	333	215	274	1384
ACm75	13.4	333	215	274	1384
ACm110	18	383	233	301	987
ACm150	22	425	265	324	770
AC220	23.3	425	265	310	770
ACm110L	18.6	383	233	287	987
ACm150L	19.5	383	233	287	987





Application

- Can be used to transfer clean water or other liquids similar to water in physical and chemical properties
- Suitable for industrial use and urban water supply, pressure boosting for high buildings and fire fighting, garden irrigation, long-distance water transfer, heating ventilation and air conditioning, circulation and pressure boosting for cold and hot water, and supporting equipment etc.

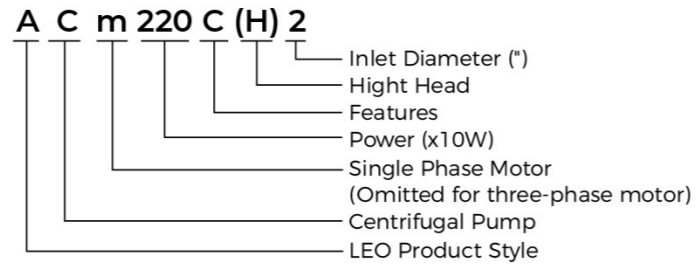
Pump

- Cast iron pump body and support under special anti-rust treatment
- AISI 304 shaft
- Max. liquid temperature: +60°C
- Max. suction: +8 m

Motor

- Low noise&Long life bearing
- Motor with copper winding
- Insulation class: F
- Protection class: IPX4
- Max.ambient temperature: +50°C
- IE2 motor
(Three phase, power ≥ 0.75kW, AC750C2 and AC750C4 excluded)

Identification Codes

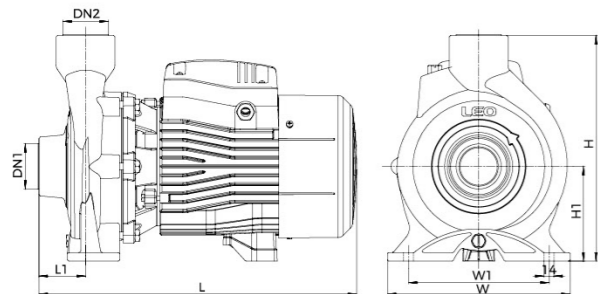


Technical Data

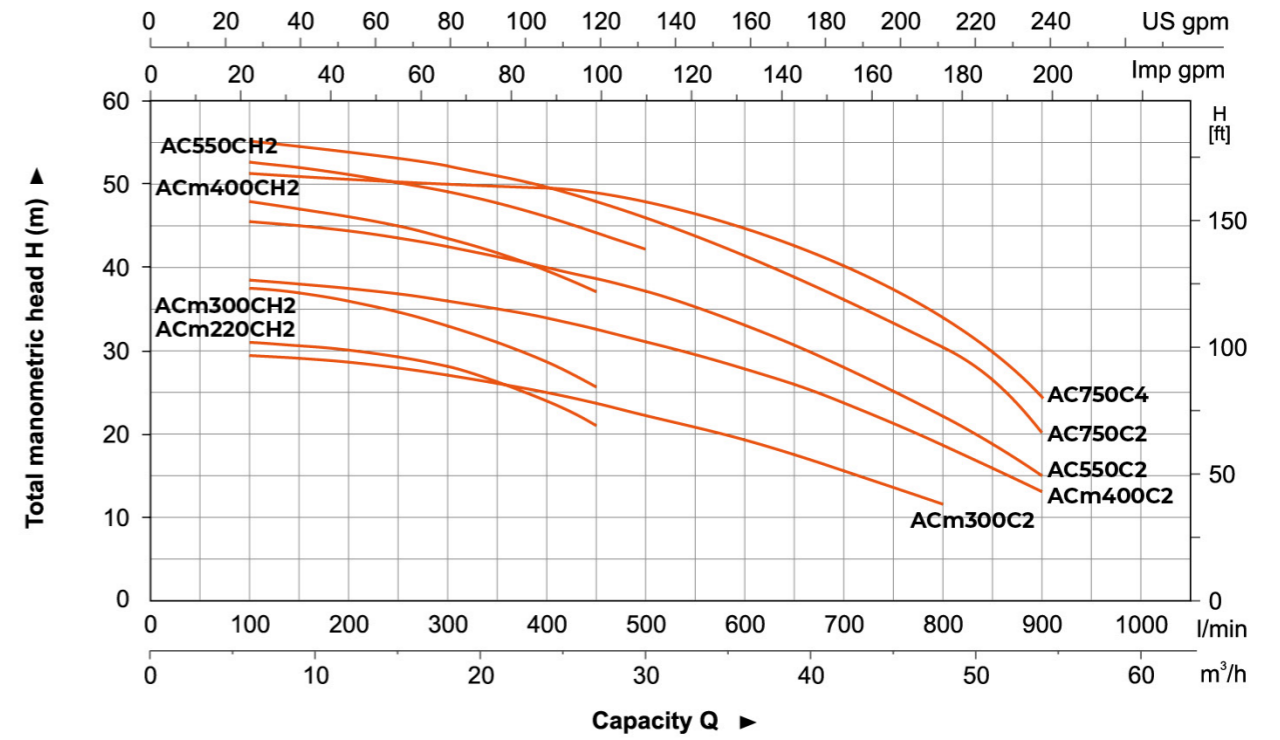
Model		Power		Q(m³/h)	H (m)															
Single Phase	Three Phase	kW	HP	Q(l/min)	0	6	9	12	15	18	24	27	30	36	42	48	54			
ACm220CH2	AC220CH2	2.2	3		0	100	150	200	250	300	400	450	500	600	700	800	900			
ACm300CH2	AC300CH2	3	4		31	30	29.5	28.5	27.5	26	21.5	18.5	-	-	-	-	-			
ACm400CH2	AC400CH2	4	5.5		38	37.5	37	36	34.5	33	28.5	25.5	-	-	-	-	-			
-	AC550CH2	5.5	7.5		49	48	47	46	45	43.5	39.5	37	-	-	-	-	-			
ACm300C2	AC300C2	3	4		54	52.5	52	51	50	49	46	44	42	-	-	-	-			
ACm400C2	AC400C2	4	5.5		30	29.5	29	28.5	28	27	25	23.5	22	19.5	15.5	11.5	-			
-	AC550C2	5.5	7.5		39	38.5	38	37.5	37	36	34	32.5	31	28	24	18.5	13			
-	AC750C2	7.5	10		46.5	45.5	45	44.5	43.5	42.5	40	38.5	37	33	28	22	15			
-	AC750C4	7.5	10		56.5	55	55	54.5	53.5	52.5	50	48.5	46.5	42	36.5	30.5	20			
-	AC750C4	7.5	10		52.5	52	52	51.5	51	50.5	48	46.5	44.5	40	35.5	30.5	24			

Dimension

Model	DN1	DN2	L (mm)	W (mm)	H (mm)	L1 (mm)	W1 (mm)	H1 (mm)		
AC(m)220CH2	2"	2"	445	255	316	66	186	132		
AC(m)300CH2			445	255	316	66	186	132		
AC(m)400CH2			499	280	327	71	216	136		
AC550CH2			499	280	327	71	216	136		
AC(m)300C2			445	255	316	66	186	132		
AC(m)400C2			499	280	327	71	216	136		
AC550C2			499	280	327	71	216	136		
AC750C2			515	290	361	86	216	150		
AC750C4			4"	3"	525	290	361	96	216	150

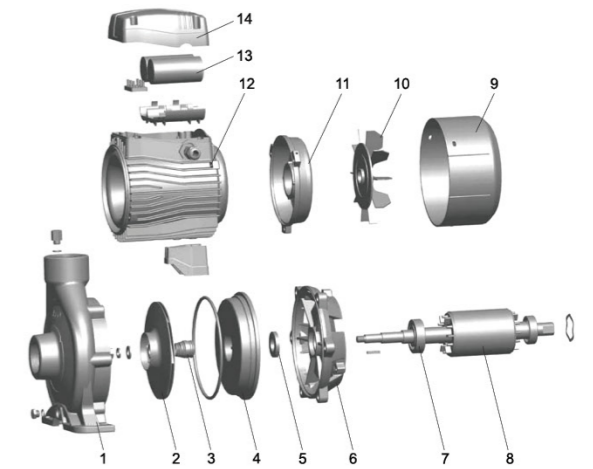


Hydraulic Performance Curves



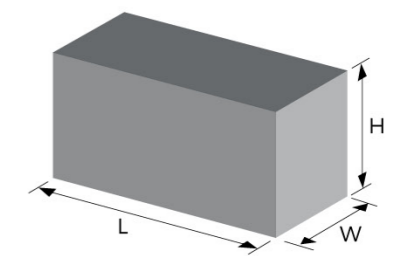
Materials Table

No.	Part	Material	No.	Part	Material
1	Pump body	HT 200	10	Fan	PP
2	Impeller	AISI304/Brass	11	Rear cover	ZL102
3	Mechanical seal	Carbon/Ceramic	12	Stator	
4	Bracket cover	HT200	13	Capacitor	
5	Oil seal		14	Terminal box	PA6-GF25
6	Support	HT200			
7	Bearing				
8	Rotor				
9	Fan cover	PP			



Package Information

Model	GW (Kgs)	L (mm)	W (mm)	H (mm)	Quantity (PCS/20'TEU)
AC(m)220CH2	39.1	507	304	372	486
AC(m)300CH2	41.8	507	304	372	478
AC(m)400CH2	56.5	562	328	383	345
AC550CH2	57.1	562	328	383	345
AC(m)300C2	41.6	507	304	372	483
AC(m)400C2	57.5	562	328	383	345
AC550C2	55.5	562	328	383	345
AC750C2	62	587	338	417	305
AC750C4	63.7	587	338	417	305





Application

- Can be used to transfer clean water or other liquids similar to water in physical and chemical properties
- Suitable for industrial use and urban water supply, pressure boosting for high buildings and fire fighting, garden irrigation, long-distance water transfer, heating ventilation and air conditioning, circulation and pressure boosting for cold and hot water, and supporting equipment etc.

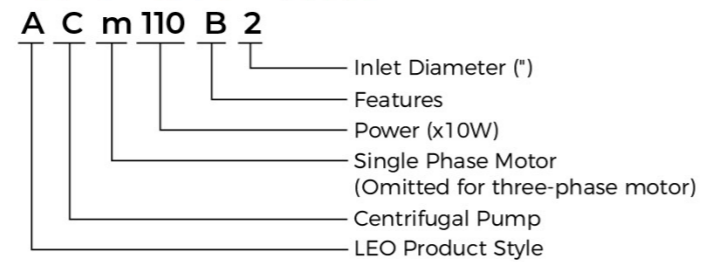
Pump

- Cast iron pump body and support under special anti-rust treatment
- AISI 304 shaft
- Max. liquid temperature: +60°C
- Max. suction: +8 m

Motor

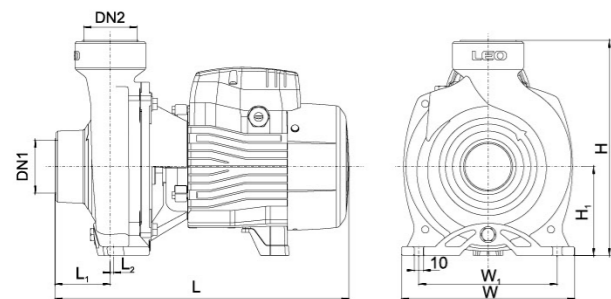
- Low noise&Long life bearing
- Motor with copper winding
- Built-in thermal protector for single phase motor
- Insulation class: F
- Protection class: IPX4
- Max.ambient temperature: +50°C
- IE 2 motor (Three phase, power ≥ 0.75kW)

Identification Codes



Technical Data

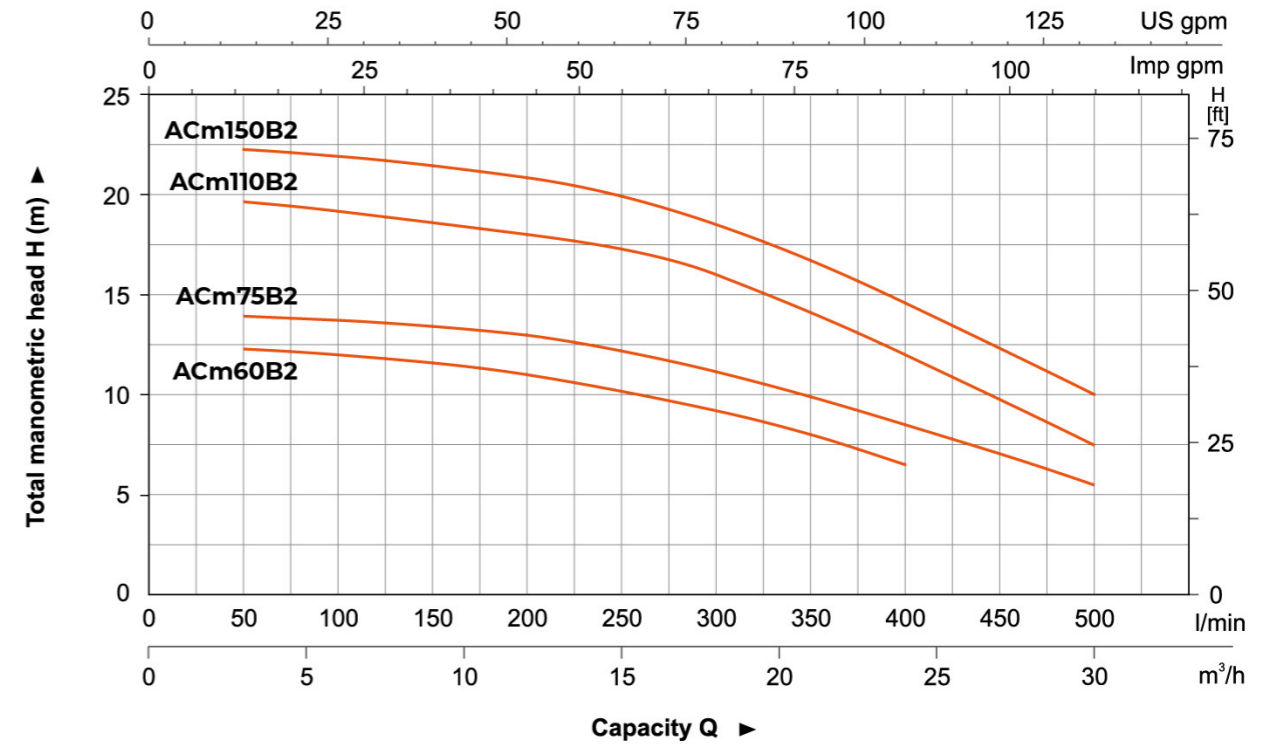
Model		Power		Q(m³/h)		0	6	9	12	15	18	21	24	30
Single Phase	Three Phase	kW	HP	Q(l/min)	H (m)	0	100	150	200	250	300	350	400	500
ACm60B2	AC60B2	0.6	0.8		H (m)	12.5	12	11.7	11	10.2	9.2	8	6.5	-
ACm75B2	AC75B2	0.75	1			14	13.7	13.5	13	12.3	11.2	9.9	8.5	5.5
ACm110B2	AC110B2	1.1	1.5			19.5	19.2	19	18.5	17.7	16.5	15	13	8.5
ACm150B2	AC150B2	1.5	2			22	21.5	21	20.5	19.5	18.3	16.5	14.5	9.5



Dimension

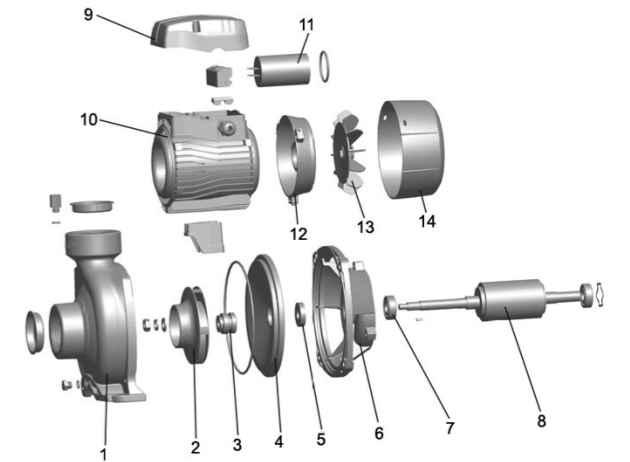
Model	DN1	DN2	L (mm)	W (mm)	H (mm)	L1 (mm)	L2 (mm)	W1 (mm)	H1 (mm)
AC(m)60B2	2"	2"	336	195	240	62.5	4	156	100
AC(m)75B2			336	195	240	62.5	4	156	100
AC(m)110B2			378	206	263	59	3.5	166	112
AC(m)150B2			378	206	263	59	3.5	166	112

Hydraulic Performance Curves



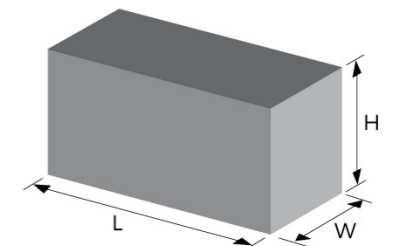
Materials Table

No.	Part	Material	No.	Part	Material
1	Pump body	HT 200	10	Stator	
2	Impeller	AISI304/Brass	11	Capacitor	
3	Mechanical seal	Carbon/Ceramic	12	Rear cover	ZL102
4	Support cover	HT200	13	Fan	PP
5	Oil seal		14	Fan cover	PP
6	Support	ZL200			
7	Bearing				
8	Rotor				
9	Terminal box	PA6-GF25			



Package Information

Model	GW (Kgs)	L (mm)	W (mm)	H (mm)	Quantity (PCS/20'TEU)
AC(m)60B2	13.1	375	214	265	1264
AC(m)75B2	14.2	375	214	265	1264
AC(m)110B2	19.9	415	255	285	945
AC(m)150B2	20.7	415	255	285	945





Application

- Can be used to transfer clean water or other liquids similar to water in physical and chemical properties
- Suitable for industrial use and urban water supply, pressure boosting for high buildings and fire fighting, garden irrigation, long-distance water transfer, heating ventilation and air conditioning, circulation and pressure boosting for cold and hot water, and supporting equipment etc.

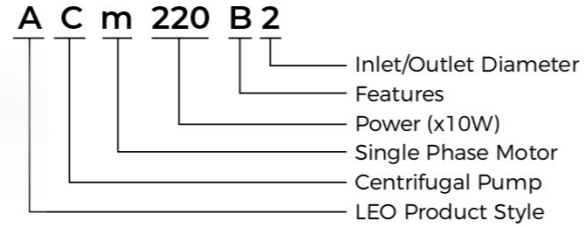
Pump

- Cast iron pump body and support under special anti-rust treatment
- AISI304 welding shaft
- Max. liquid temperature: +60°C
- Max.suction: + 8m

Motor

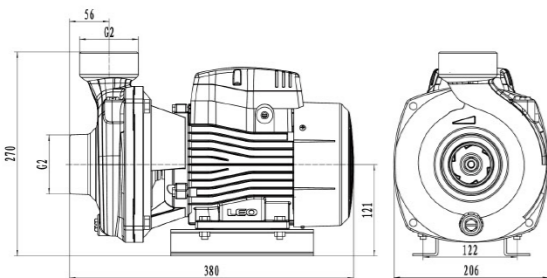
- Low noise&Long life bearing
- Motor with copper winding
- Built-in thermal protector
- Insulation class: F
- Protection class: IPX4
- Max. ambient temperature: +50°C
- S1 Duty

Identification Codes



Technical Data

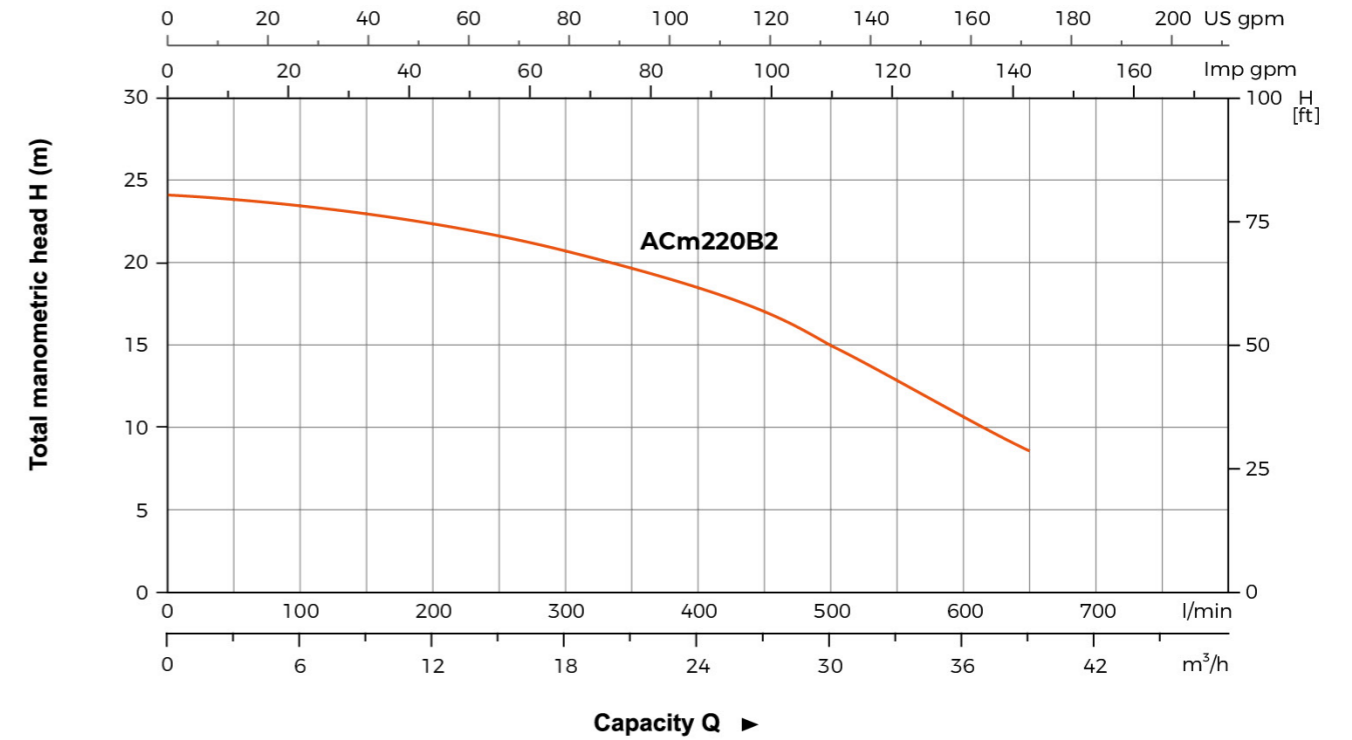
Model	Power		Q(m ³ /h)	Capacity Q									
	kW	HP		0	6	12	18	19	24	30	36	38.9	
ACm220B2	2.2	3.0	H(m)	0	100	200	300	316.7	400	500	600	648.3	
				23.9	23.8	22.7	21.1	20.9	18.6	15.2	10.1	8.2	



Dimension

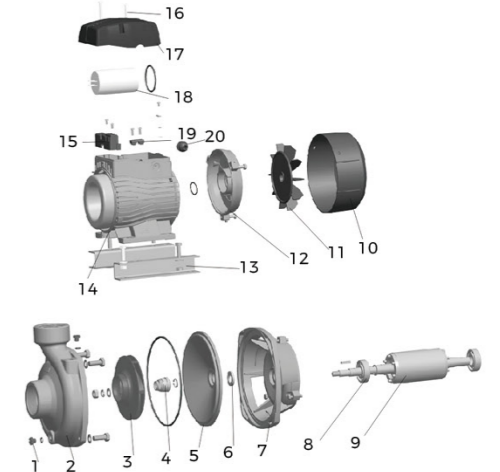
Model	DN1	DN2	L (mm)	W (mm)	H (mm)	W1 (mm)	H1 (mm)
ACm220B2	2"	2"	380	206	270	122	121

Hydraulic Performance Curves



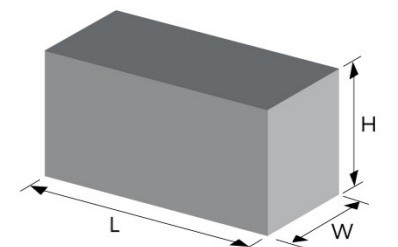
Materials Table

No.	Part	Material	No.	Part	Material
1	Filling plug	Copper	12	Rear cover	ZL102
2	Pump body	HT200	13	Base	65Mn
3	Impeller	Brass	14	Stator	
4	Mechanical seal	Carbon/Ceramic	15	Terminal board	PC+ABS
5	Support Cover	HT200	16	Screw	
6	Water proof ring		17	Terminal box	PA6-GF25
7	Support	ZL102	18	Capacitor	
8	Bearing		19	Pressure clamp	PC+ABS
9	Rotor		20	Cable Holder	
10	Fan cover	PP			
11	Fan	PP			



Package Information

Model	GW (Kgs)	L (mm)	W (mm)	H (mm)	Quantity (PCS/20'TEU)
ACm220B2	23	416	248	286	819





Application

- Can be used to transfer clean water or other liquids similar to water in physical and chemical properties
- Suitable for industrial use and urban water supply, pressure boosting for high buildings and fire fighting, garden irrigation, long-distance water transfer, heating ventilation and air conditioning, circulation and pressure boosting for cold and hot water, and supporting equipment etc.

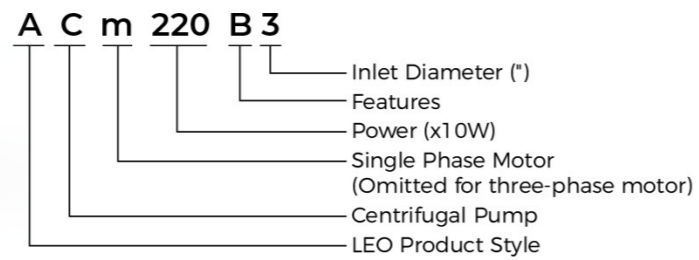
Pump

- Cast iron pump body and support under special anti-rust treatment
- AISI 304 shaft
- Max. liquid temperature: +60°C
- Max.suction: + 8m

Motor

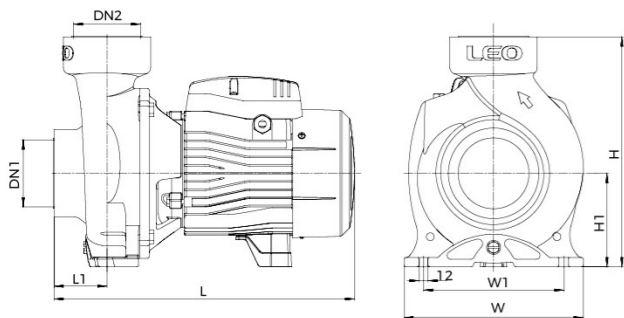
- Low noise&Long life bearing
- Motor with copper winding
- Built-in thermal protector for single phase motor (≤1.5kW)
- Insulation class: F
- Protection class: IPX4
- Max. ambient temperature: +50°C
- IE 2 motor (Three phase, power ≥ 0.75kW)

Identification Codes



Technical Data

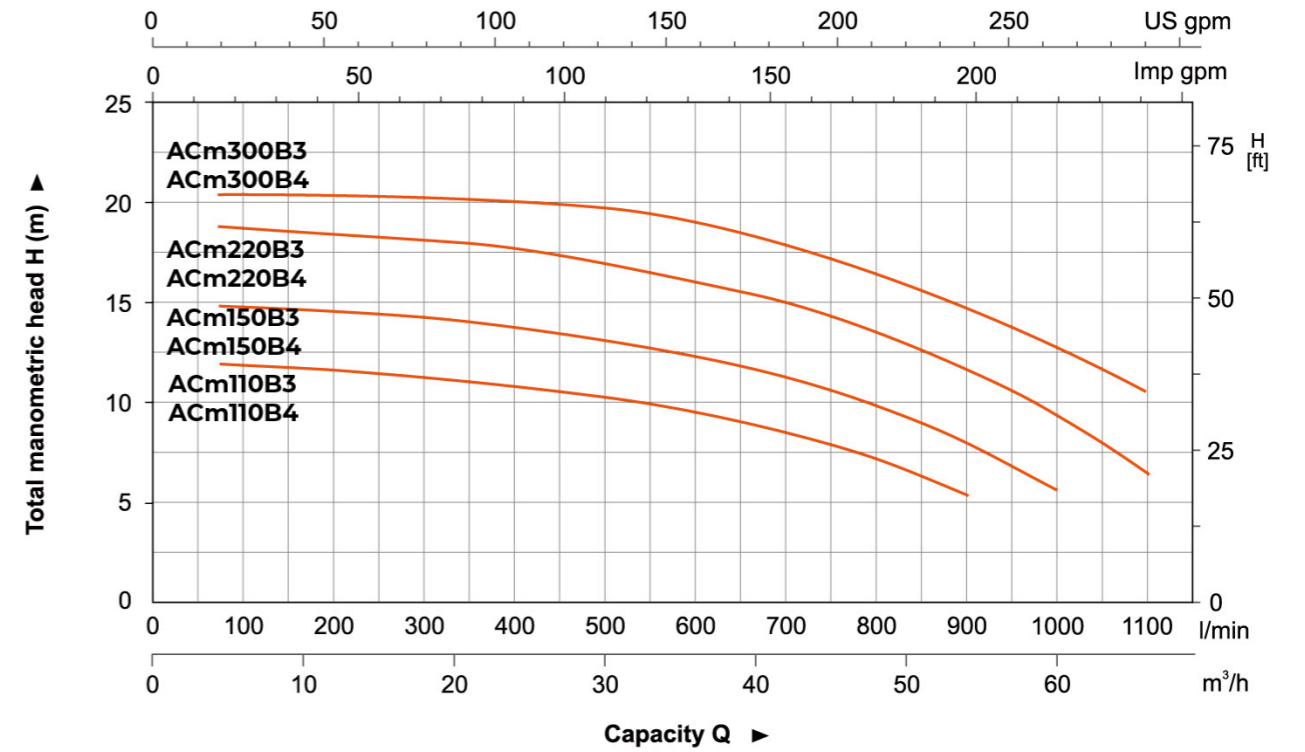
Model		Power		Q(m³/h)																									
Single Phase	Three Phase	kW	HP	0	12	18	24	30	36	42	48	54	60	66	71	Q(l/min)													
			H (m)																										
ACm110B3	AC110B3	1.1	1.5	12.5	12.5	12.1	11.5	10.5	9.5	8.4	7.1	5.5	-	-	-	0	200	300	400	500	600	700	800	900	1000	1100	1200		
ACm110B4	AC110B4	1.1	1.5	12.5	12.5	12.1	11.5	10.5	9.5	8.4	7.1	5.5	-	-	-	0	200	300	400	500	600	700	800	900	1000	1100	1200		
ACm150B3	AC150B3	1.5	2	14.5	14.3	14	13.5	12.8	12	11.2	9.9	8.4	6	-	-	0	200	300	400	500	600	700	800	900	1000	1100	1200		
ACm150B4	AC150B4	1.5	2	14.5	14.3	14	13.5	12.8	12	11.2	9.9	8.4	6	-	-	0	200	300	400	500	600	700	800	900	1000	1100	1200		
ACm220B3	AC220B3	2.2	3	17.5	17.3	17.1	16.5	16	15.2	14.2	13.2	11.7	10	7.2	-	0	200	300	400	500	600	700	800	900	1000	1100	1200		
ACm220B4	AC220B4	2.2	3	17.5	17.3	17.1	16.5	16	15.2	14.2	13.2	11.7	10	7.2	-	0	200	300	400	500	600	700	800	900	1000	1100	1200		
ACm300B3	AC300B3	3	4	20	19.8	19.6	19.5	19	18.3	17.5	16.2	14.6	13	11.5	10	0	200	300	400	500	600	700	800	900	1000	1100	1200		
ACm300B4	AC300B4	3	4	20	19.8	19.6	19.5	19	18.3	17.5	16.2	14.6	13	11.5	10	0	200	300	400	500	600	700	800	900	1000	1100	1200		



Dimension

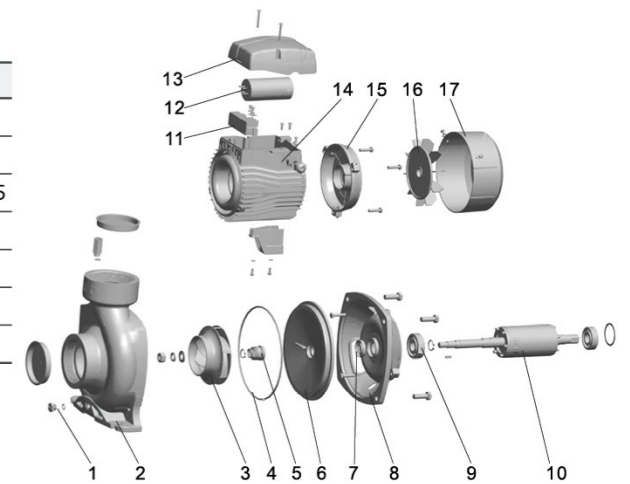
Model	DN1	DN2	L (mm)	W (mm)	H (mm)	L1 (mm)	W1 (mm)	H1 (mm)
AC(m)110B3	3"	3"	385	230	296	69	180	120
AC(m)110B4	4"	4"	392	230	296	76	180	120
AC(m)150B3	3"	3"	385	230	296	69	180	120
AC(m)150B4	4"	4"	392	230	296	76	180	120
AC(m)220B3	3"	3"	455	230	296	69	180	120
AC(m)220B4	4"	4"	462	230	296	76	180	120
AC(m)300B3	3"	3"	455	230	296	69	180	120
AC(m)300B4	4"	4"	462	230	296	76	180	120

Hydraulic Performance Curves



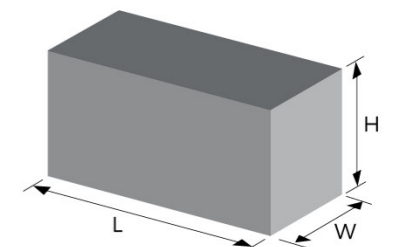
Materials Table

No.	Part	Material	No.	Part	Material
1	Filling plug	HPb59-1	11	Terminal board	PC
2	Pump body	HT200	12	Capacitor	
3	Impeller	Brass	13	Terminal box	PA6-GF25
4	O-ring	NBR	14	Stator	
5	Mechanical seal	Carbon/Ceramic	15	Rear cover	ZL102
6	Bracket cover	HT200	16	Fan	PP
7	Oil seal		17	Fan cover	PP
8	Support	HT200			
9	Bearing				
10	Rotor				



Package Information

Model	GW (Kgs)	L (mm)	W (mm)	H (mm)	Quantity (PCS/20'TEU)
AC(m)110B3	26.3	433	255	332	684
AC(m)110B4	29.5	433	255	332	675
AC(m)150B3	27.2	433	255	332	684
AC(m)150B4	30.4	433	255	332	655
AC(m)220B3	36.5	522	288	352	510
AC(m)220B4	40.8	522	288	352	496
AC(m)300B3	39.8	522	288	352	506
AC(m)300B4	43.3	522	288	352	467





Application

- Can be used to transfer clean water or other liquids similar to water in physical and chemical properties
- Suitable for industrial use and urban water supply, pressure boosting for high buildings and fire fighting, garden irrigation, long-distance water transfer, heating ventilation and air conditioning, circulation and pressure boosting for cold and hot water, and supporting equipment etc.

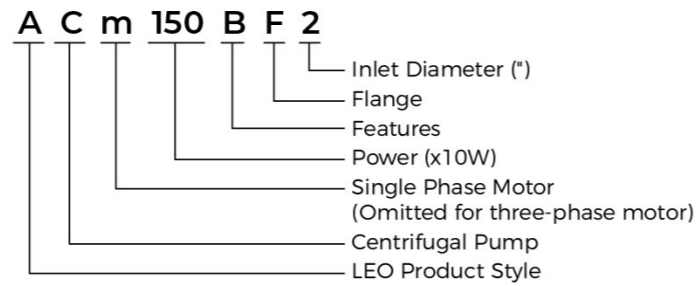
Pump

- Cast iron pump body and support under special anti-rust treatment
- AISI 304 shaft
- Max. liquid temperature: +60°C
- Max.suction: + 8m

Motor

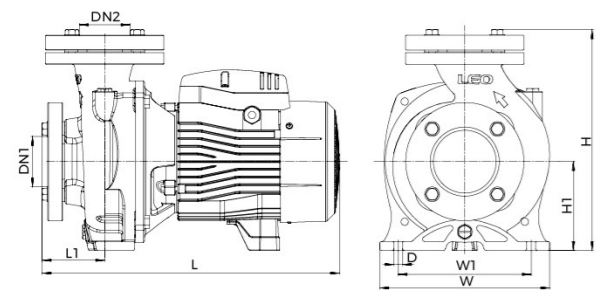
- Low noise&Long life bearing
- Motor with copper winding
- Built-in thermal protector for single phase motor (≤1.5kW)
- Insulation class: F
- Protection class: IPX4
- Max. ambient temperature: +50°C
- IE 2 motor (Three phase, power ≥ 0.75kW)

Identification Codes



Technical Data

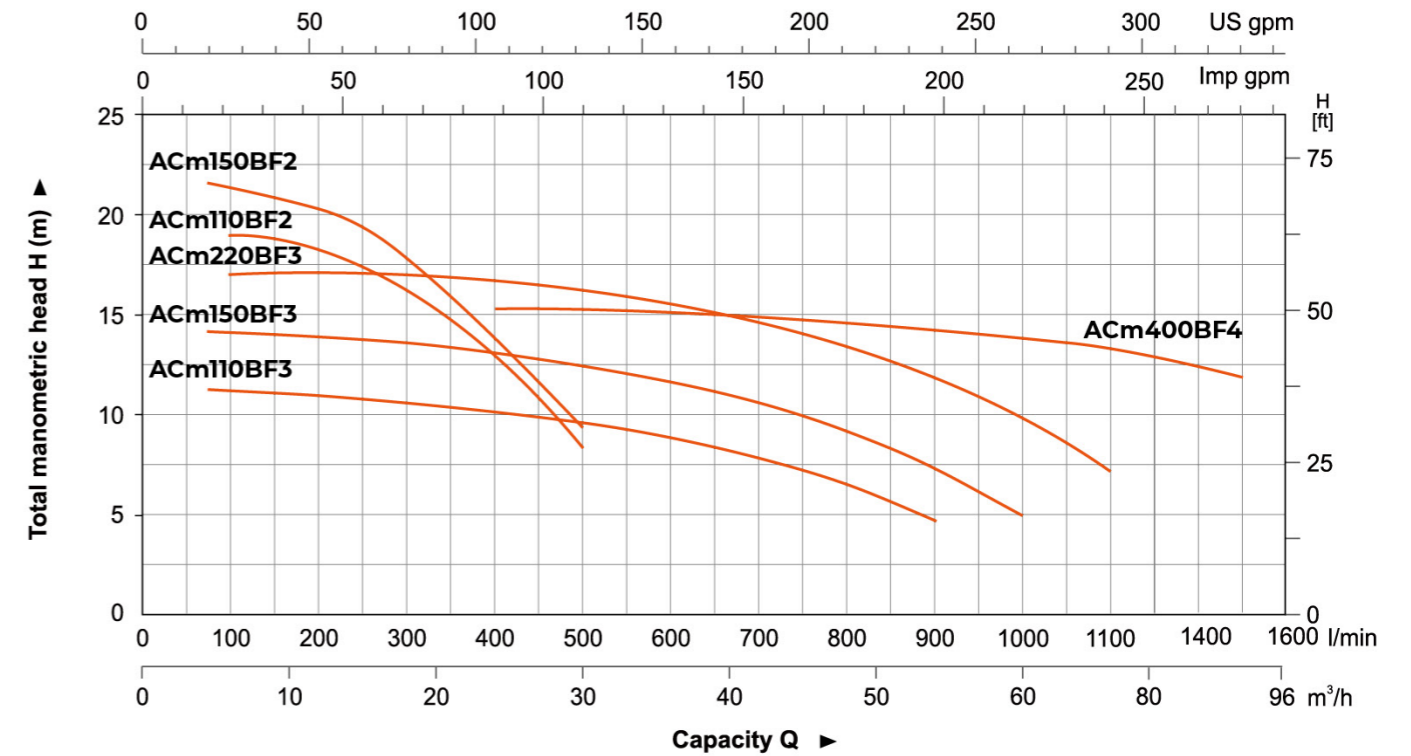
Model		Power		Q(m³/h)		Q(l/min)															
Single Phase	Three Phase	kW	HP	0	12	18	24	30	36	42	48	54	60	66	72	84	96				
ACm110BF2	AC110BF2	1.1	1.5	H (m)	19.5	18.5	16.5	13	8.5	-	-	-	-	-	-	-	-	-			
ACm110BF3	AC110BF3	1.1	1.5		12.5	12.5	21.1	11.5	10.5	9.5	8.4	7.1	5.5	-	-	-	-	-			
ACm150BF2	AC150BF2	1.5	2		22	20.5	18.3	14.5	9.5	-	-	-	-	-	-	-	-	-	-		
ACm150BF3	AC150BF3	1.5	2		14.5	14.3	14	13.5	12.8	12	11.2	9.9	8.4	6	-	-	-	-	-		
ACm220BF3	AC220BF3	2.2	3		17.5	17.3	17.1	16.5	16	15.2	14.2	13.2	11.7	10	7.2	-	-	-	-		
ACm400BF4	AC400BF4	4	5.5		16.5	-	-	16	15.8	15.5	15.3	15.3	15	14.7	14.4	14	13.2	12.1	-		



Dimension

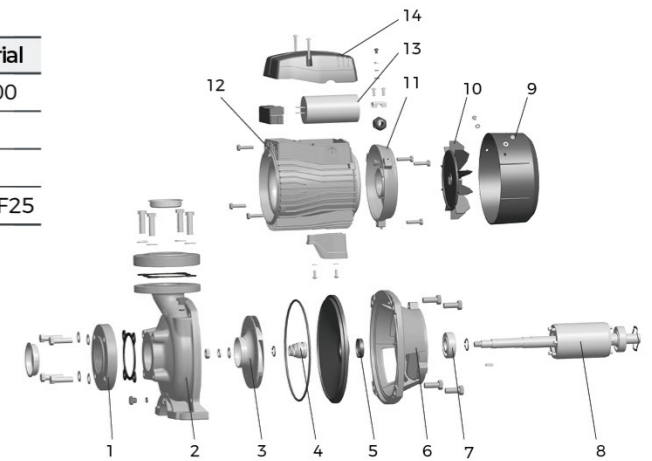
Model	DN1	DN2	L (mm)	W (mm)	H (mm)	L1 (mm)	W1 (mm)	H1 (mm)	D (mm)
AC(m)110BF2	2"	2"	389	206	268	63	166	112	10
AC(m)110BF3	3"	3"	400	230	298	84	180	120	12
AC(m)150BF2	2"	2"	389	206	267	63	166	112	10
AC(m)150BF3	3"	3"	400	230	298	84	180	120	12
AC(m)220BF3	3"	3"	470	230	298	84	180	120	12
AC(m)400BF4	4"	4"	565	281	400	117	206	160	16

Hydraulic Performance Curves



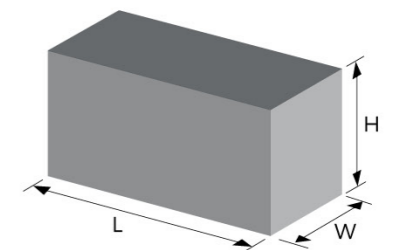
Materials Table

No.	Part	Material	No.	Part	Material
1	Flange	HT200	11	Rear cover	HT200
2	Pump body	HT200	12	Stator	
3	Impeller	AISI304/Brass HT200	13	Capacitor	
4	Mechanical seal	Carbon/Ceramic	14	Terminal box	PA6-GF25
5	Oil seal				
6	Support	HT200			
7	Bearing				
8	Rotor				
9	Fan cover	PP			
10	Fan	PP			



Package Information

Model	CW (Kgs)	L (mm)	W (mm)	H (mm)	Quantity (PCS/20'TEU)
AC(m)110BF2	22.2	414	230	300	900
AC(m)110BF3	24	414	230	300	833
AC(m)150BF2	31.5	433	255	332	634
AC(m)150BF3	32.5	433	255	332	615
AC(m)220BF3	41.7	522	288	352	500
AC(m)400BF4	72.8	658	330	457	204





Application

- Can be used to transfer clean water or other liquids similar to water in physical and chemical properties
- Suitable for industrial use and urban water supply, pressure boosting for high buildings and fire fighting, garden irrigation, long-distance water transfer, heating ventilation and air conditioning, circulation and pressure boosting for cold and hot water, and supporting equipment etc.

Pump

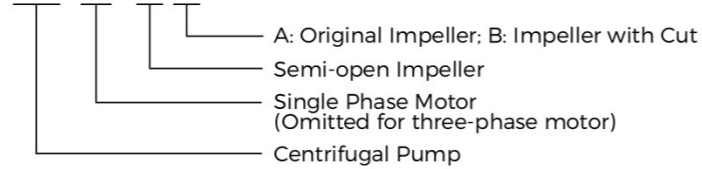
- Cast iron pump body and support under special anti-rust treatment
- AISI 304 shaft
- Max. liquid temperature: +60°C
- Max.suction: + 8m

Motor

- Low noise&Long life bearing
- Motor with copper winding
- Built-in thermal protector for single phase motor
- Insulation class: F
- Protection class: IPX4
- Max. ambient temperature: +50°C
- IE 2 motor for XG/1A

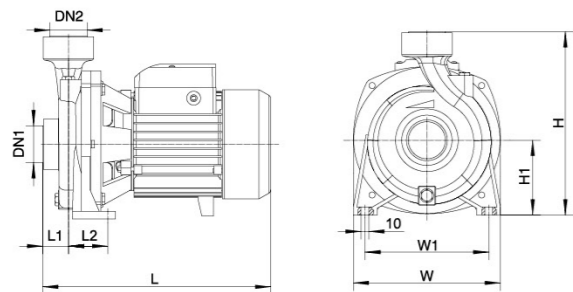
Identification Codes

XG m / 1 A



Technical Data

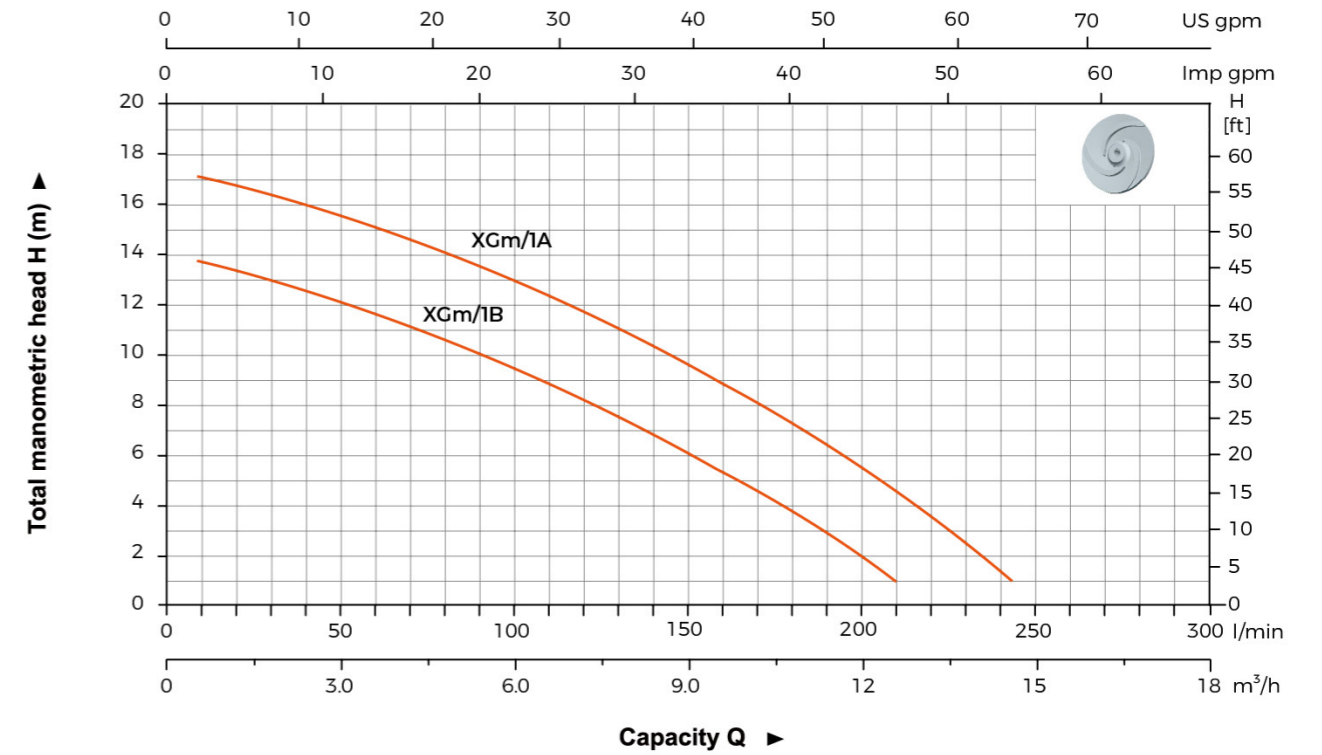
Model		Power		Q(m³/h)	0	2.4	4.2	6	7.8	9.6	11.4	13.2	14.7
Single Phase	Three Phase	kW	HP	Q(l/min)	0	40	70	100	130	160	190	220	245
XGm/1A	XG/1A	0.75	1.0	H (m)	17.5	16	14.5	13	11	9	6.5	3.5	1
XGm/1B	XG/1B	0.6	0.8		14	12.5	11	9.5	7.5	5.5	3	-	-



Dimension

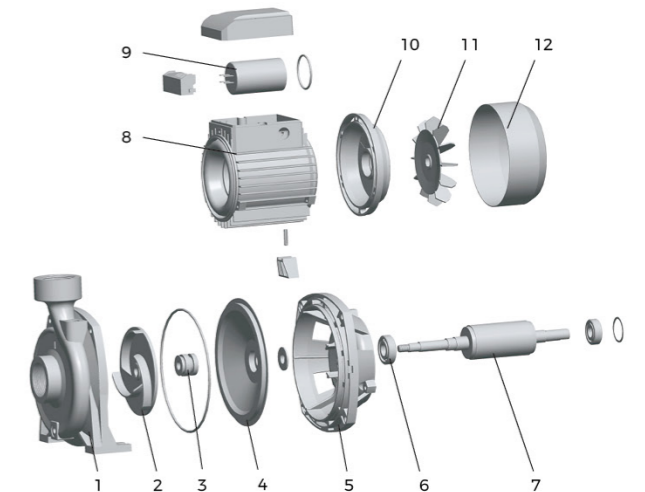
Model	DN1	DN2	L (mm)	W (mm)	H (mm)	L1 (mm)	L2 (mm)	W1 (mm)	H1 (mm)
XG(m)/1A	1 1/2"	1 1/2"	312	193	239	45	48	160	100
XG(m)/1B									

Hydraulic Performance Curves



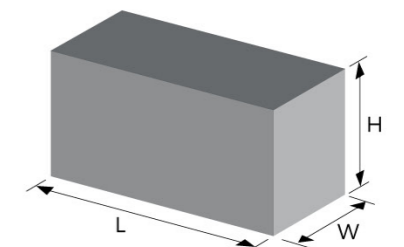
Materials Table

No.	Part	Material
1	Pump body	HT200
2	Impeller	Brass
3	Mechanical seal	Carbon/Ceramic
4	Bracket cover	AISI 304
5	Support	ZL102
6	Bearing	
7	Rotor	
8	Stator	
9	Capacitor	
10	Rear cover	ZL102
11	Fan	PP
12	Fan cover	08F



Package Information

Model	GW (Kgs)	L (mm)	W (mm)	H (mm)	Quantity (PCS/20'TEU)
XG(m)/1A	12.95	325	210	265	1512
XG(m)/1B	12.3	325	210	265	1512





Application

- Can be used to transfer clean water or other liquids similar to water in physical and chemical properties
- Suitable for industrial use and urban water supply, domestic water supply, high rise buildings, long distance water transfer and related auxiliary equipment etc.

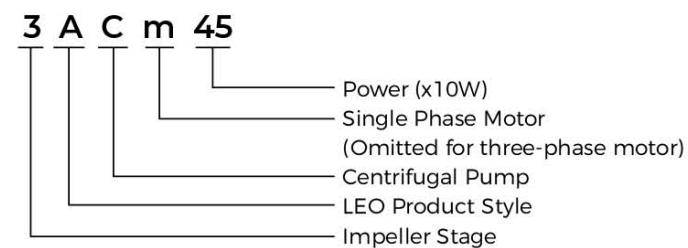
Pump

- Cast iron pump body and support under special anti-rust treatment
- AISI 304 shaft
- Max. liquid temperature: +60°C
- Max.suction: + 8m
- Self-priming

Motor

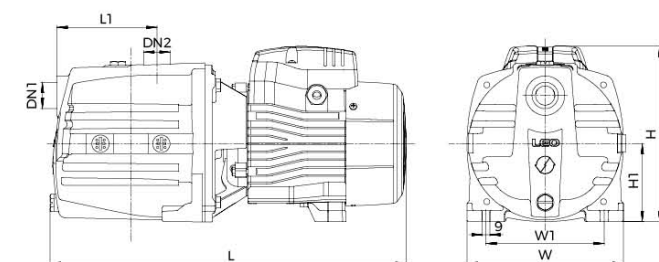
- Low noise&Long life bearing
- Motor with copper winding
- Built-in thermal protector for single phase motor
- Insulation class: F
- Protection class: IPX4
- Max. ambient temperature: +50°C
- IE 2 motor for 4AC75

Identification Codes



Technical Data

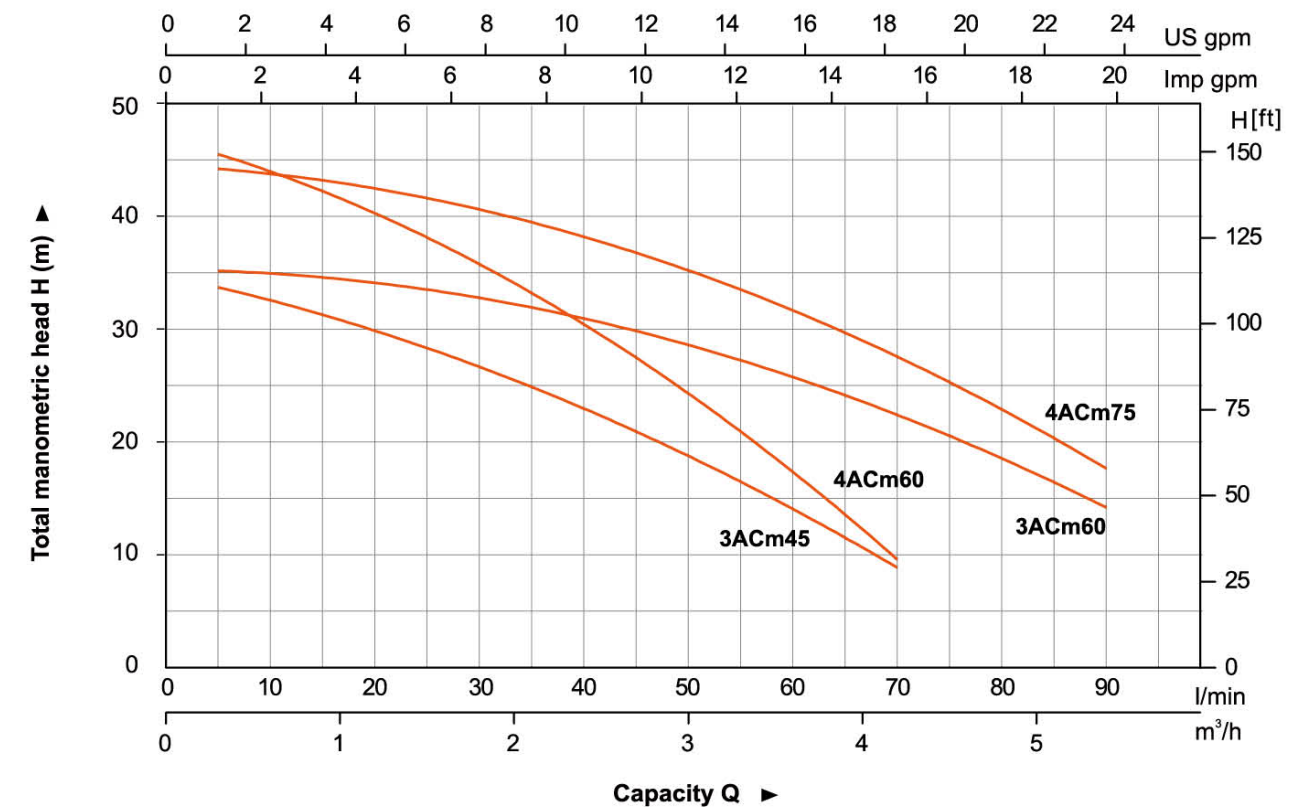
Model		Power		Q(m ³ /h)															
Single Phase	Three Phase	kW	HP	0	0.3	0.6	0.9	1.2	1.5	1.8	2.4	3.0	3.6	4.2	4.8	5.4			
				Q(l/min)	0	5	10	15	20	25	30	40	50	60	70	80	90		
3ACm45	-	0.45	0.6	H (m)	35	33.5	32.5	31.5	30	28.5	26.5	23	18.5	14	9	-	-		
4ACm60	-	0.6	0.85		46.5	45	44	42.5	40.5	38.5	36	30	24	17	10	-	-		
3ACm60	-	0.6	0.85		36	35.5	35	34.5	34	33.5	32.5	30.5	28.5	26	23	19	13.5		
4ACm75	4AC75	0.75	1		46.5	45	44	43	42	41	40	38	35.5	32.5	28	23	17		



Dimension

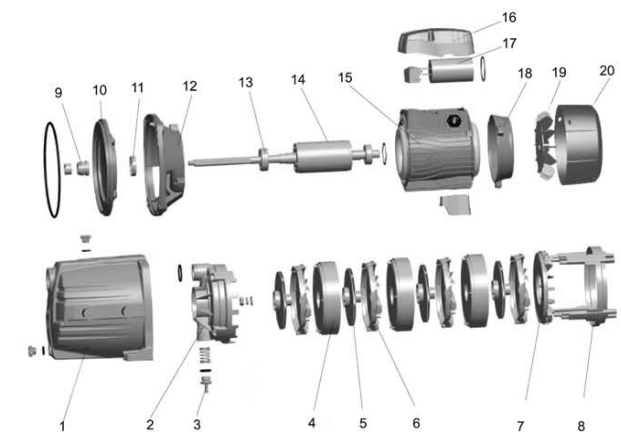
Model	DN1	DN2	L (mm)	W (mm)	H (mm)	L1 (mm)	W1 (mm)	H1 (mm)
3ACm45	1"	1"	356	180	182	97	136	90
4ACm60			410.5	180	202	123	132	90
3ACm60			385.5	180	202	97	136	90
4ACm75			410.5	180	202	123	132	90

Hydraulic Performance Curves



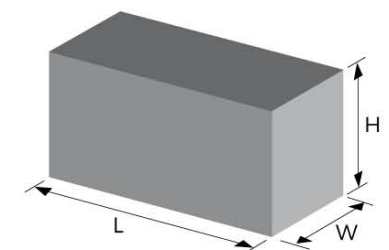
Materials Table


No.	Part	Material	No.	Part	Material
1	Pump body	HT200	11	Oil seal	
2	Pump cover	PPO	12	Support	ZL102
3	Return valve	PPO	13	Bearing	
4	Diffuser 1	PPO	14	Rotor	
5	Impeller	PPO	15	Stator	
6	Diffuser 2	PPO	16	Terminal box	PA6-GF25
7	Diffuser holder	PPO	17	Capacitor	
8	Support frame	PPO	18	Rear cover	ZL102
9	Mechanical seal	Carbon/Ceramic	19	Fan	PP
10	Bracket cover	HT200	20	Fan cover	PP



Package Information

Model	GW (Kgs)	L (mm)	W (mm)	H (mm)	Quantity (PCS/20'TEU)
3ACm45	13.5	410	200	210	1515
4ACm60	15.5	435	200	230	1233
3ACm60	16.3	460	200	230	1305
4ACm75	17.7	460	200	230	1176





Application

- Can be used to transfer clean water or other liquids similar to water in physical and chemical properties
- Suitable for pumping water from lake, river and well
- Industrial use and agricultural irrigation

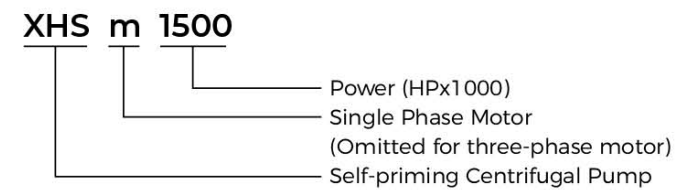
Pump

- Cast iron pump body and support under special anti-rust treatment
- AISI 304 shaft
- Max. liquid temperature: +60°C
- Max.suction: + 8m

Motor

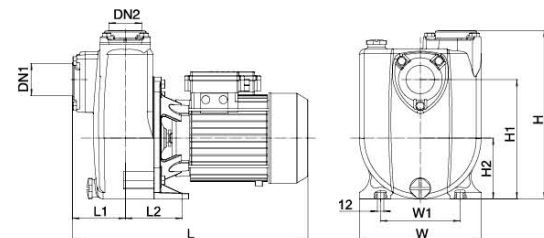
- Low noise&Long life bearing
- Motor with copper winding
- Built-in thermal protector for single phase motor
- Insulation class: F
- Protection class: IPX4
- Max. ambient temperature: +50°C
- IE 2 motor (Three phase, power ≥ 0.75kW)

Identification Codes



Technical Data

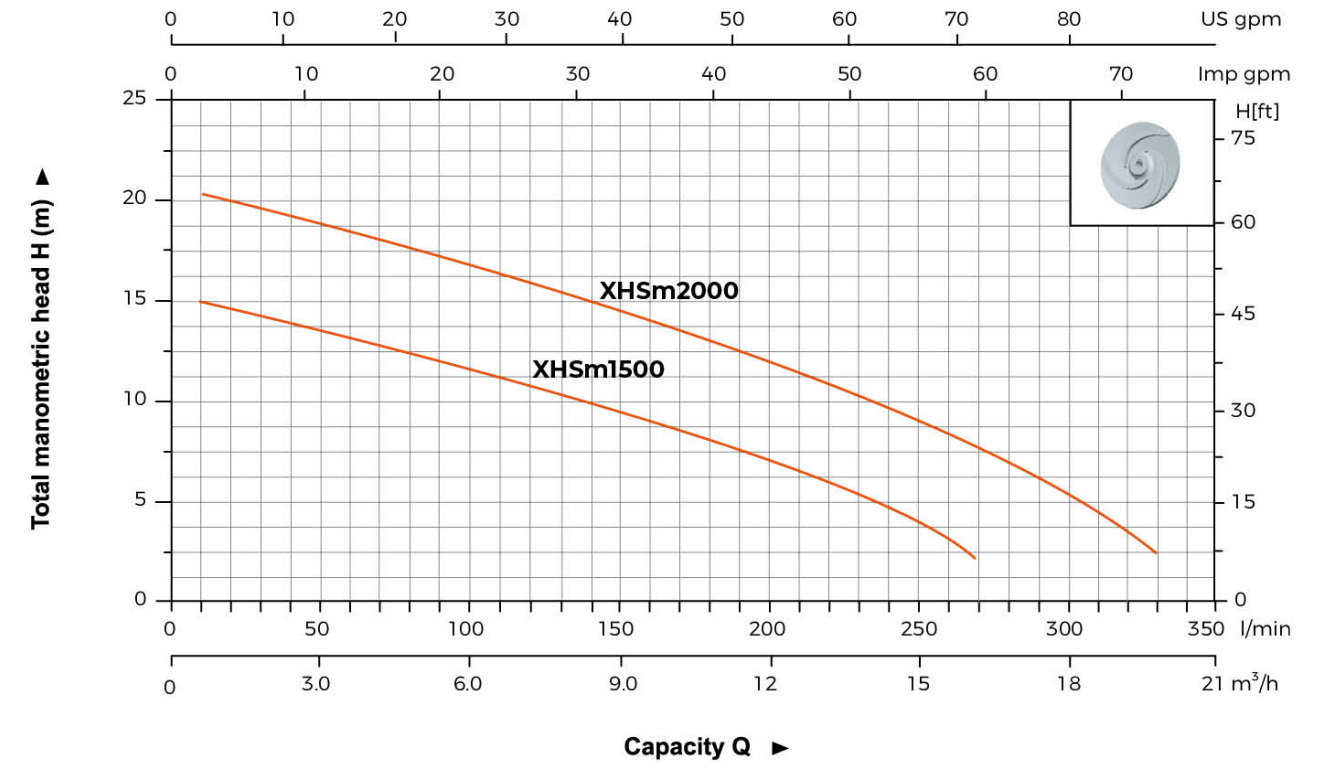
Model		Power		Q(m³/h)																			
Single Phase	Three Phase	kW	HP	0	2.1	4.5	6.6	8.1	10.2	12	14.4	16.2	19.8										
				Q(l/min)	0	35	75	110	135	170	200	235	270	330									
XHSm1500	XHS1500	1.1	1.5	H (m)	15	14	12.5	11	10	8.5	7	5	2.5	-									
XHSm2000	XHS2000	1.5	2		20.5	19	17.5	16	15	13.5	12	10	7.5	2.5									



Dimension

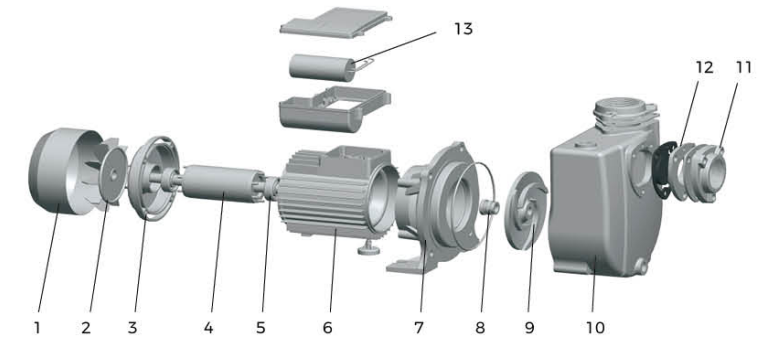
Model	DN1	DN2	L (mm)	W (mm)	H (mm)	L1 (mm)	L2 (mm)	W1 (mm)	H1 (mm)	H2 (mm)
XHS(m)1500	2"	2"	432	222	308	96.5	104	145	218	111
XHS(m)2000										

Hydraulic Performance Curves



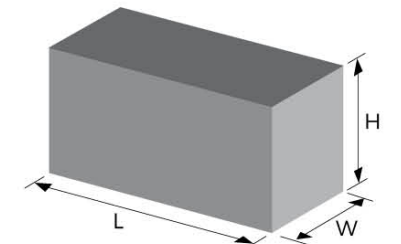
Materials Table

No.	Part	Material
1	Fan cover	08F
2	Fan	PP
3	Rear cover	ZL 102
4	Rotor	
5	Bearing	
6	Stator	
7	Support	HT200
8	Mechanical seal	Carbon/Ceramic
9	Impeller	HT200
10	Pump body	HT200
11	Inlet adaptor	HT200
12	Non-return valve	NBR
13	Capacitor	



Package Information

Model	GW (Kgs)	L (mm)	W (mm)	H (mm)	Quantity (PCS/20'TEU)
XHS(m)1500	34.5	470	275	370	580
XHS(m)2000	36.5	470	275	370	580





Application

- This series of pumps are widely used in industry, agriculture, studied the breeding, mines, construction sites, municipal sewage and so on, can be pumping containing short fibers, confetti, sediment and other solid particles or soft solid objects, such as mud, grey water, life wastewater, sewage, etc., is an agricultural irrigation and drainage, digging, and the ideal water conservancy equipment from the construction site. However, it is not suitable for the occasions with explosion-proof requirements.

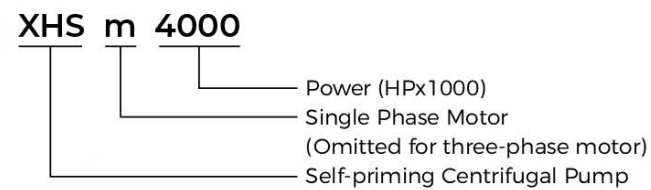
Pump

- A variety of installation methods, which can be connected with hoses, hard pipes and coupling installations.
- Cast iron pump body and support under special anti-rust treatment
- AISI 304 shaft
- Easy maintenance, high efficiency and energy saving
- Max. liquid temperature: +60°C
- Max. suction: 5 m

Motor

- Low noise&Long life bearing
- Motor with copper winding
- Insulation class: F
- Protection class: IPX4
- Max. ambient temperature: +50°C

Identification Codes

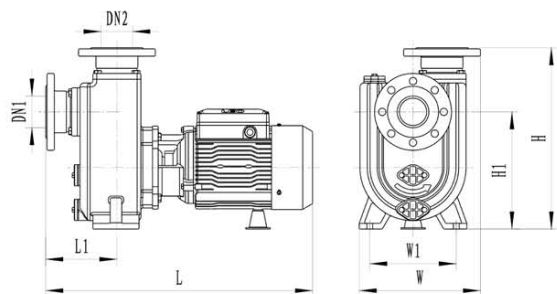


Technical Data

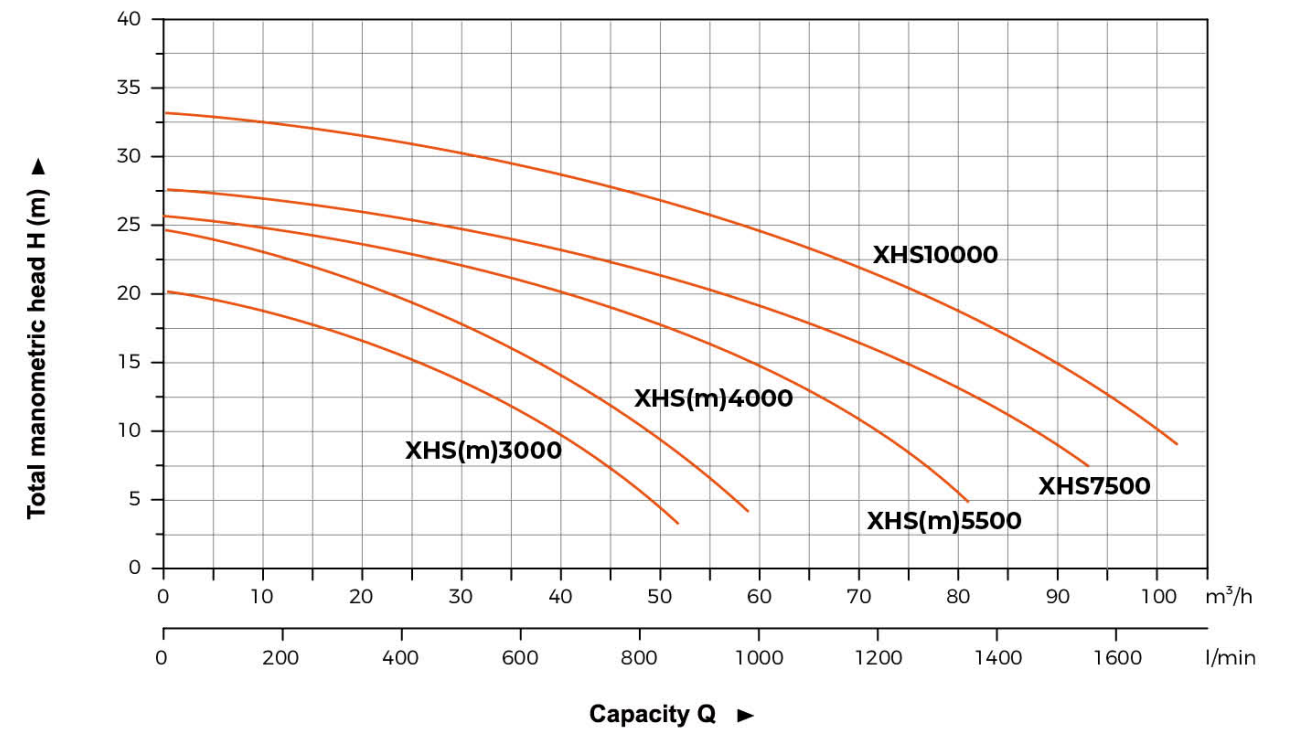
Model		Power		Q(m ³ /h)																	
Single Phase	Three Phase	kW	HP	0	5	10	12	15	20	25	30	35	40	45	50	60	65	70	80	90	100
XHSm3000	XHS3000	2.2	3	20	20	19	19	18	17	15	14	12	10	8	5	-	-	-	-	-	-
XHSm4000	XHS4000	3	4	25	24	23	23	22	21	20	18	16	14	12	10	-	-	-	-	-	-
XHSm5500	XHS5500	4	5.5	26	25	25	25	24	24	23	22	22	21	19	18	15	13	11	6	-	-
-	XHS7500	5.5	7.5	28	27	27	27	27	26	26	25	24	23	22	21.5	19	18	16	13	9	-
-	XHS10000	7.5	10	33	33	33	33	32	32	31	31	30	29	28	27	24	23	22	19	15	10

Dimension

Model	DN1	DN2	L (mm)	L1 (mm)	W (mm)	W1 (mm)	H (mm)	H1 (mm)
XHS(m)3000	2.5"	2.5"	582	165	274.5	200	408	254
XHS(m)4000								
XHS(m)5500	3"	3"	706	185	315.5	230	472	305
XHS7500								
XHS10000								

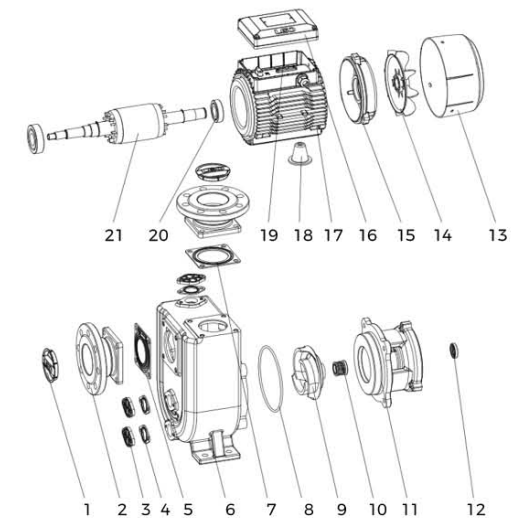


Hydraulic Performance Curves



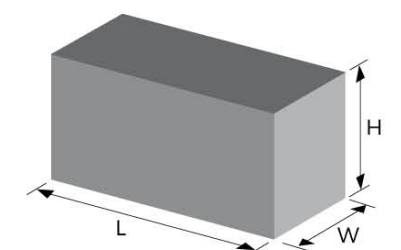
Materials Table

No.	Part	Material	No.	Part	Material
1	Dust cover	PE	13	Fan cover	08F/PP-GF10
2	Inlet flange	HT200	14	Fan	PP-GF30
3	Drain flange	HT200	15	Rear cover	HT200/ADC12
4	Drain gasket	NBR	16	Cover box	ABS
5	Inlet check valve	NBR	17	Stator	
6	Pump body	HT200	18	Brace	HT200/PA6-GF25
7	Outlet gasket	NBR	19	Capacitor	
8	O-ring sea	NBR	20	Bearing	
9	Impeller	HT200	21	Rotor	
10	Mechanical seal				
11	Support	HT200			
12	Oil seal				



Package Information

Model	GW (Kgs)	L (mm)	W (mm)	H (mm)	Quantity (PCS/20'TEU)
XHS(m)3000	64.9(67.7)	643	319	556	253
XHS(m)4000	69.3(70.4)				
XHS(m)5500	97.5(102.4)	766	360	622	144
XHS7500	101.4				
XHS10000	105				





Application

- Can be used to transfer clean water or other liquids similar to water in physical and chemical properties
- Suitable for industrial use and urban water supply, domestic water supply, high rise buildings, long distance water transfer and related auxiliary equipment etc.

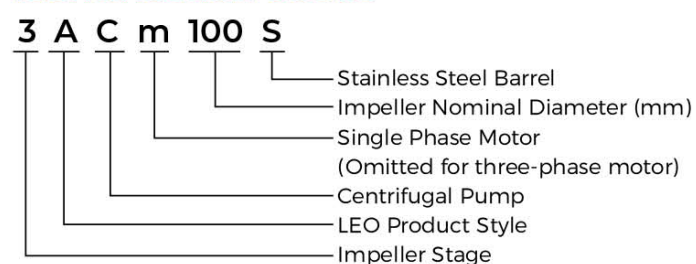
Pump

- Cast iron pump body and support under special anti-rust treatment
- AISI 304 shaft
- Max. liquid temperature: +60°C
- Max.suction: + 8 m

Motor

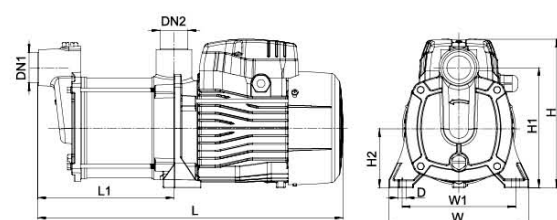
- Low noise&Long life bearing
- Motor with copper winding
- Built-in thermal protector for single phase motor
- Insulation class: F
- Protection class: IPX4
- Max. ambient temperature: +50°C
- IE 2 motor (Three phase, power ≥ 0.75kW)

Identification Codes



Technical Data

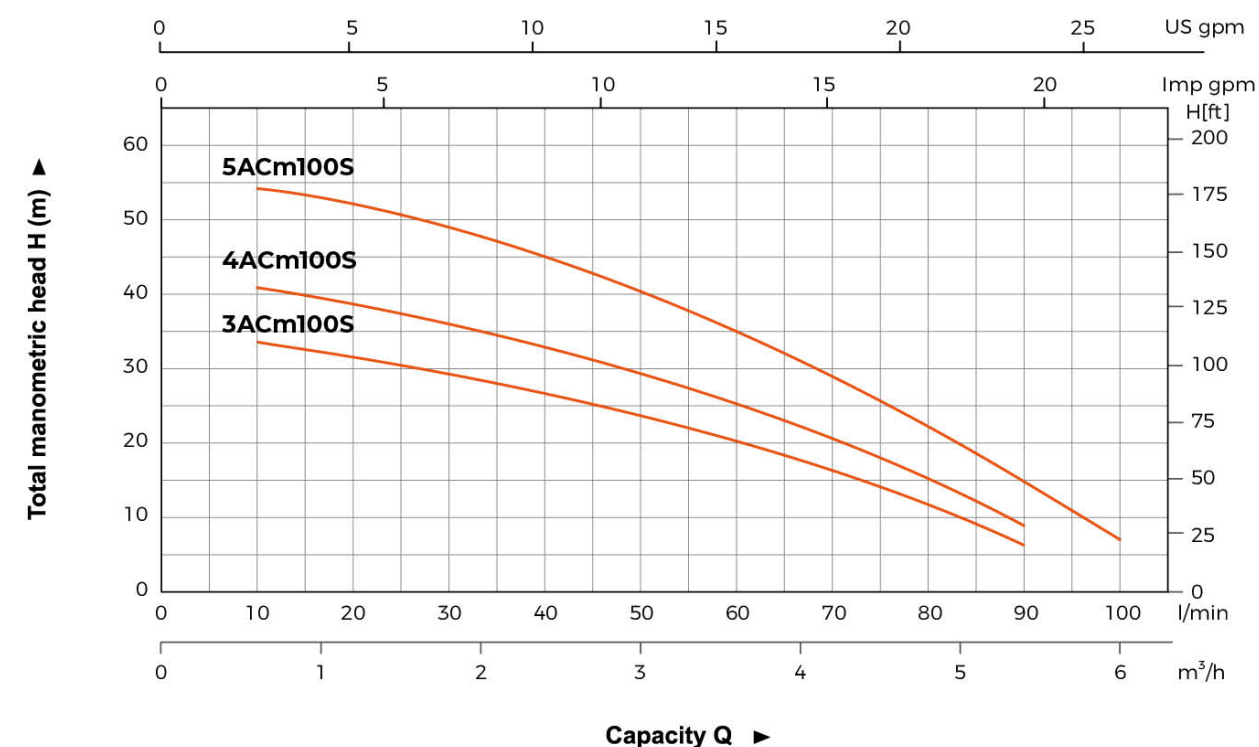
Model		Power		Q(m³/h)	0	0.6	1.2	1.8	2.4	3	3.6	4.2	4.8	5.4	6
Single Phase	Three Phase	kW	HP	Q(l/min)	0	10	20	30	40	50	60	70	80	90	100
3ACm100S	3AC100S	0.6	0.8	H (m)	35	33.5	31.5	29	26.5	24	20.5	16	12	7	-
4ACm100S	4AC100S	0.75	1		45	41	38.5	36	33	30	25.5	21	15	9	-
5ACm100S	5AC100S	0.9	1.2		55	54	52	49	45	40	35	29	22.5	15	8



Dimension

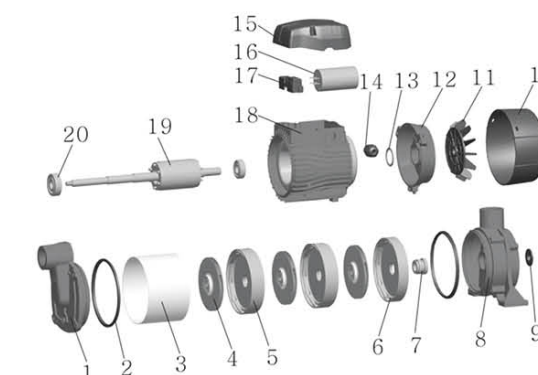
Model	DN1	DN2	L (mm)	L1 (mm)	W (mm)	W1 (mm)	H (mm)	H1 (mm)	H2 (mm)	D (mm)
3AC(m)100S	1"	1"	384	172	176	140	187	151	75	10
4AC(m)100S			408	196						
5AC(m)100S			432	220						

Hydraulic Performance Curves



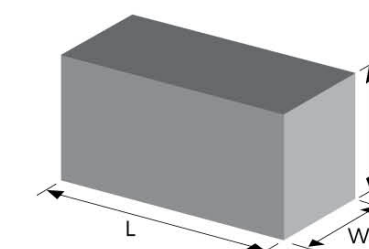
Materials Table

No.	Part	Material	No.	Part	Material
1	Pump body	HT200	13	Spring washer	65Mn
2	Seal washer	NBR	14	Cable holder	
3	Pump barrel	AISI304	15	Capacitor box	PA6-GF25
4	Impeller	PPO	16	Capacitor	
5	Drain cover	PPO	17	Terminal board	
6	Diffuser	PPO	18	Stator	
7	Mechanical seal	Carbon/Ceramic	19	Rotor	
8	Support	HT200	20	Bearing	
9	Water proof gland	NBR			
10	Fan cover	PP			
11	Fan	PP			
12	Rear cover	ZL102			



Package Information

Model	GW (Kgs)	L (mm)	W (mm)	H (mm)	Quantity (PCS/20'TEU)
3AC(m)100S	12.5	405	210	230	1359
4AC(m)100S	13.5	430	210	230	1215
5AC(m)100S	14.5	455	210	230	1188



ACSm

Self-Priming Stainless Steel Multistage Centrifugal Pump



Application

- Can be used to transfer clean water or other liquids similar to water in physical and chemical properties
- Suitable for industrial use and urban water supply, domestic water supply, high rise buildings, long distance water transfer and related auxiliary equipment etc.

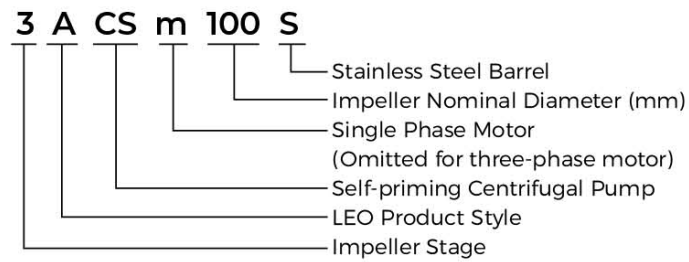
Pump

- Pump with self-priming design
- Cast iron pump body and support under special anti-rust treatment
- AISI 304 shaft
- Max. liquid temperature: +60°C
- Max.suction: + 8 m

Motor

- Low noise&Long life bearing
- Motor with copper winding
- Built-in thermal protector for single phase motor
- Insulation class: F
- Protection class: IPX4
- Max. ambient temperature: +50°C
- IE 2 motor (Three phase, power ≥ 0.75kW)

Identification Codes



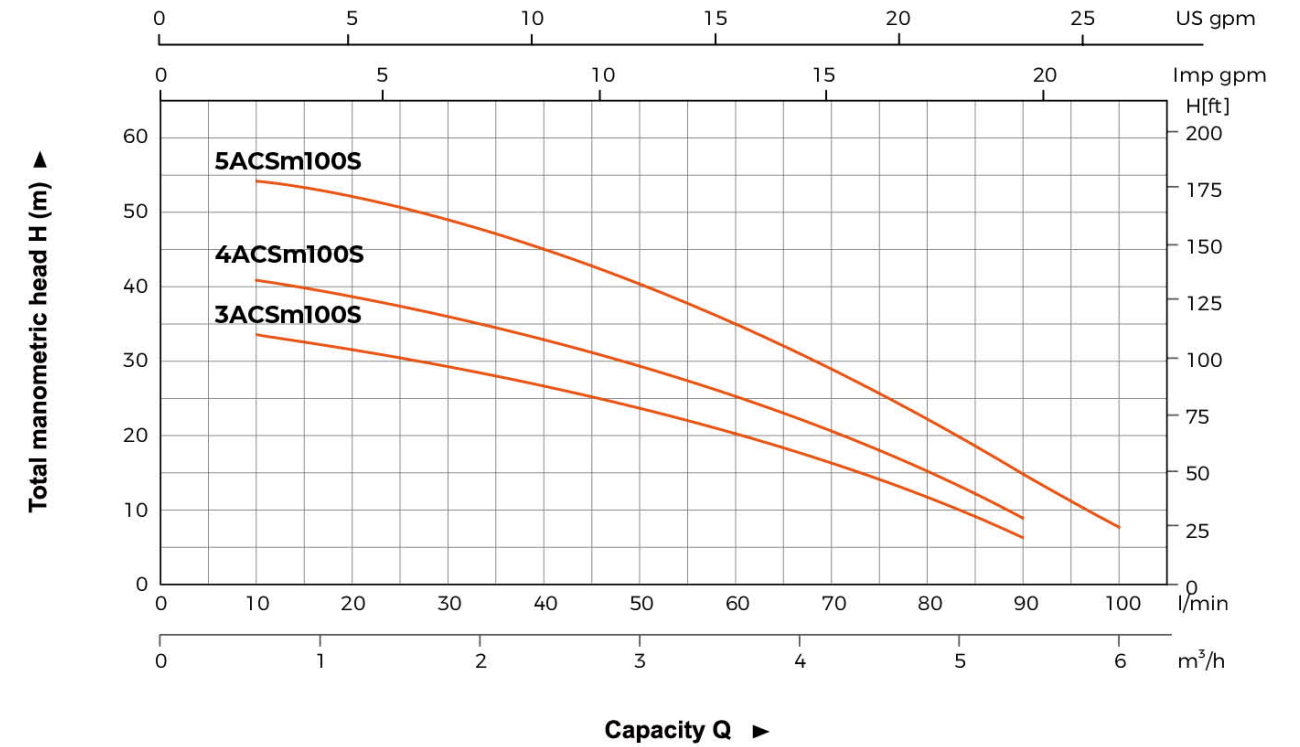
Technical Data

Model		Power		Q(m ³ /h)																						
Single Phase	Three Phase	kW	HP	0	0.6	1.2	1.8	2.4	3	3.6	4.2	4.8	5.4	6	0	10	20	30	40	50	60	70	80	90	100	
3ACSm100S	3ACS100S	0.6	0.8	H (m)	35	33.5	31.5	29	26.5	24	20.5	16	12	7	-	35	33.5	31.5	29	26.5	24	20.5	16	12	7	-
4ACSm100S	4ACS100S	0.75	1		45	41	38.5	36	33	30	25.5	21	15	9	-	45	41	38.5	36	33	30	25.5	21	15	9	-
5ACSm100S	5ACS100S	0.9	1.2		55	54	52	49	45	40	35	29	22.5	15	8	55	54	52	49	45	40	35	29	22.5	15	8

Dimension

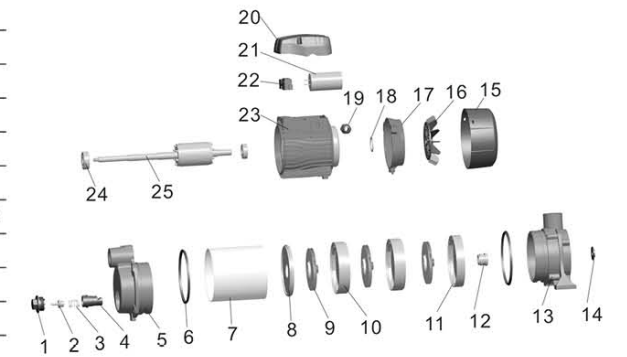
Model	DN1	DN2	L (mm)	L1 (mm)	W (mm)	W1 (mm)	H (mm)	H1 (mm)	H2 (mm)	D (mm)
3ACS(m)100S	1"	1"	429	216	176	140	187	151	75	10
4ACS(m)100S			453	240						
5ACS(m)100S			477	264						

Hydraulic Performance Curves



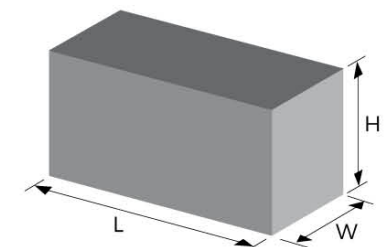
Materials Table

No.	Part	Material	No.	Part	Material
1	Plug	HT200	14	Water proof gland	NBR
2	Return valve	NBR	15	Fan cover	PC/ABS
3	Spring	AISI304	16	Fan	PPO
4	Nozzle	PPO	17	Rear cover	ZL102
5	Pump body	PPO	18	Spring washer	65Mn
6	Seal washer	PPO	19	Cable holder	
7	Pump barrel	AISI304	20	Capacitor box	PA6-GF25
8	Pump cover	PPO	21	Capacitor	
9	Impeller	PPO	22	Terminal board	
10	Drain cover	PPO	23	Stator	
11	Diffuser	PPO	24	Bearing	
12	Mechanical seal	Carbon/Ceramic	25	Rotor	
13	Support	HT200			




Package Information

Model	GW (Kgs)	L (mm)	W (mm)	H (mm)	Quantity (PCS/20'TEU)
3ACS(m)100S	13.1	455	210	230	1188
4ACS(m)100S	14.1	480	210	230	1116
5ACS(m)100S	15.1	505	210	230	1089



Xcm

Self-Priming Stainless Steel Multistage Centrifugal Pump



Application

- Can be used to transfer clean water or other liquids similar to water in physical and chemical properties
- Suitable for industrial use and urban water supply, domestic water supply, high rise buildings, long distance water transfer and related auxiliary equipment etc.

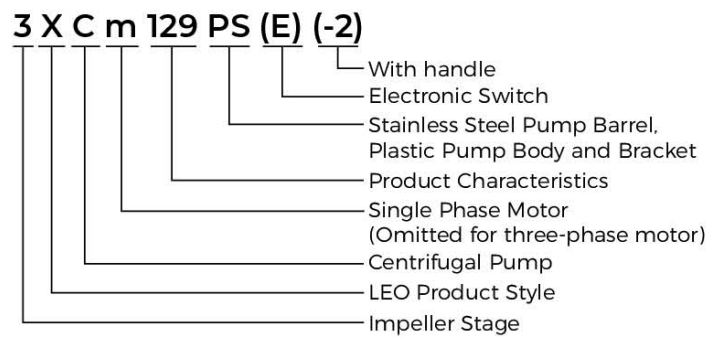
Pump

- Pump with self-priming design
- Reliable sealing system: mechanical seal+lip seal
- Horizontal shaft
- Max. liquid temperature: +35°C
- Max. suction: +8 m

Motor

- Low noise&Long life bearing
- Motor with copper winding
- Motor with thermal protector
- Insulation class: F
- Protection class: IPX4
- Max. ambient Temperature: +50°C
- IE 2 motor (Three phase, power≤0.9kW)

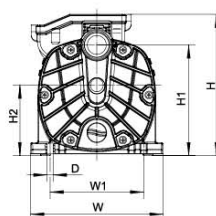
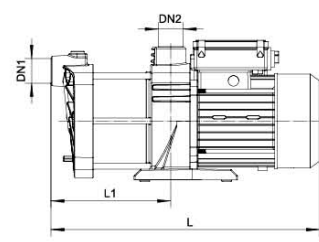
Identification Codes



Technical Data

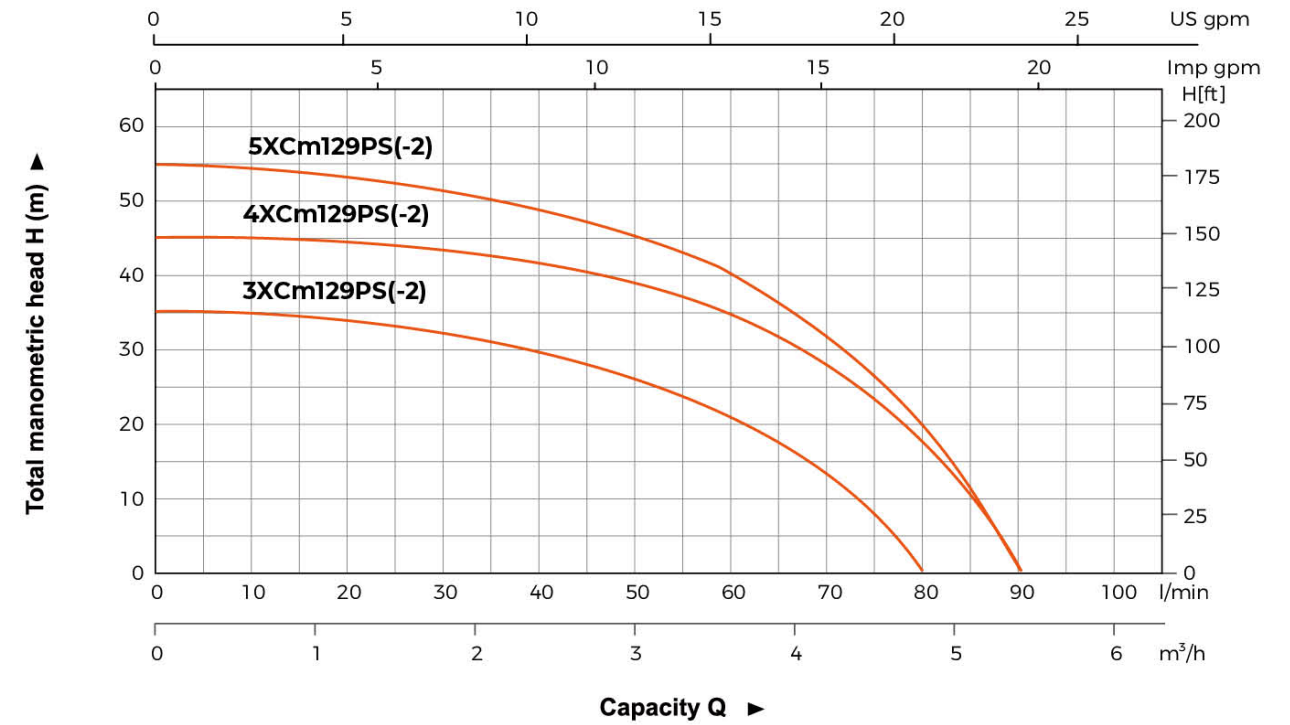
Model	Power		Q(m³/h)	H (m)																			
	kW	HP		0	0.6	1.2	1.8	2.4	3	3.6	4.2	4.8	5.4										
3XC(m)129PS(-2)	0.9	1.2	0	0	10	20	30	40	50	60	70	80	90	35	34	33	32	30	26	20	12	0.5	-
4XC(m)129PS(-2)	1.1	1.5	0	0	10	20	30	40	50	60	70	80	90	45	44.5	44	43	41	38	34	28	17	0.5
5XC(m)129PS(-2)	1.3	1.76	0	0	10	20	30	40	50	60	70	80	90	55	54	53	51	49	45	40	31	19	0.5

Dimension



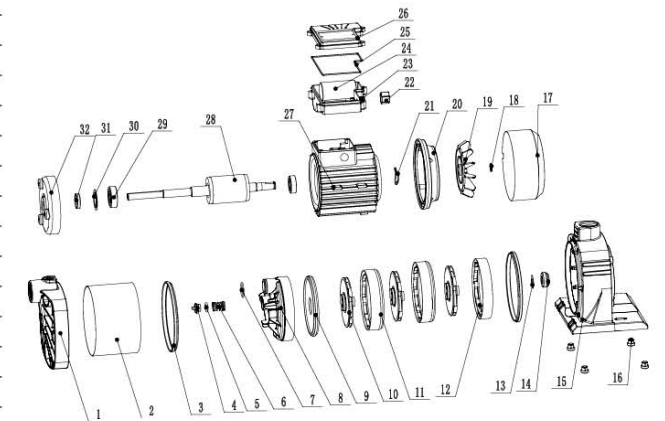
Model	DN1	DN2	L (mm)	L1 (mm)	W (mm)	W1 (mm)	H (mm)	H1 (mm)	H2 (mm)	D (mm)
3XC(m)129PS(-2)	1"	1"	403	180	198	140	203	166	106	9.5
4XC(m)129PS(-2)	1"	1"	427	204	198	140	203	166	106	9.5
5XC(m)129PS(-2)	1"	1"	451	228	198	140	203	166	106	9.5

Hydraulic Performance Curves



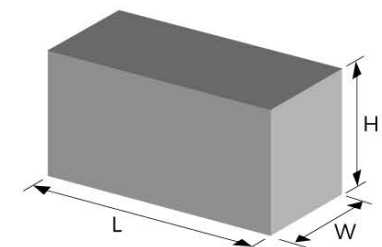
Materials Table

No.	Part	Material	No.	Part	Material
1	Pump body	PP-GF30	17	Fan cover	08F
2	Pump barrel	304	18	Elastic retaining ring for shaft	65Mn
3	Seal washer	NBR	19	Fan	PP-GF15
4	Return valve	PPO-GF30	20	Rear cover	ZL102
5	O-ring	NBR	21	Waveform spring	202
6	Spring	304	22	Cover box nut	PA6-GF25
7	O-ring	NBR	23	Cover box	ABS
8	Return cover	PPO-GF30	24	Capacitor	
9	Pump cover	PPO-GF30	25	Cover box sealing ring	NBR
10	Impeller	PPO-GF30	26	Capacitor box	ABS
11	Drain cover	PPO-GF30	27	Stator	
12	Diffuser	PPO-GF30	28	Rotor	
13	Flat washer	304	29	Bearing	
14	Mechanical seal		30	Adjusting gasket	ST12 Galvanized
15	Support		31	Water proof gland	
16	Rubber brace	NBR	32	Front end cover	ZL102



Package Information

Model	GW (Kgs)	L (mm)	W (mm)	H (mm)	Quantity (PCS/20'TEU)
3XC(m)129PS(-2)	10.7	462	235	240	972
4XC(m)129PS(-2)	11.9	487	235	240	927
5XC(m)129PS(-2)	12.9	507	235	240	891



XCm

Stainless Steel Multistage Centrifugal Pump



Application

- Can be used to transfer clean water or other liquids similar to water in physical and chemical properties
- Suitable for industrial use and urban water supply, domestic water supply, high rise buildings, long distance water transfer and related auxiliary equipment etc.

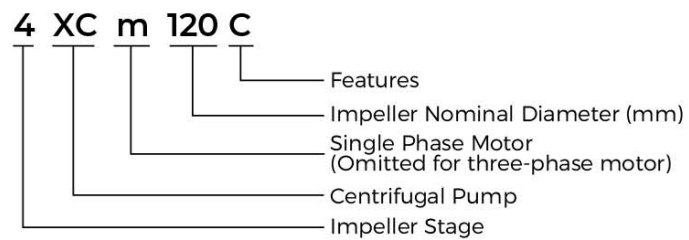
Pump

- Stainless steel pump body
- AISI 304 shaft
- Max.liquid temperature: +60°C
- Max.suction: +8 m
- Low noise

Motor

- Low noise & Long life bearing
- Motor with copper winding
- Built-in thermal protector
- Insulation class: F
- Protection class: IPX4
- Max. ambient temperature: +50°C

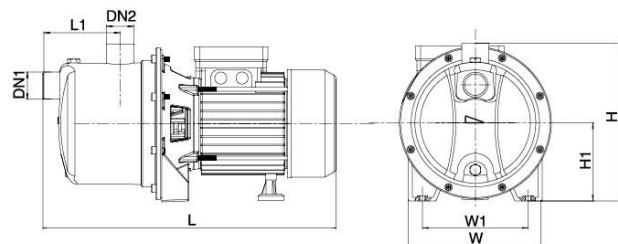
Identification Codes



Technical Data

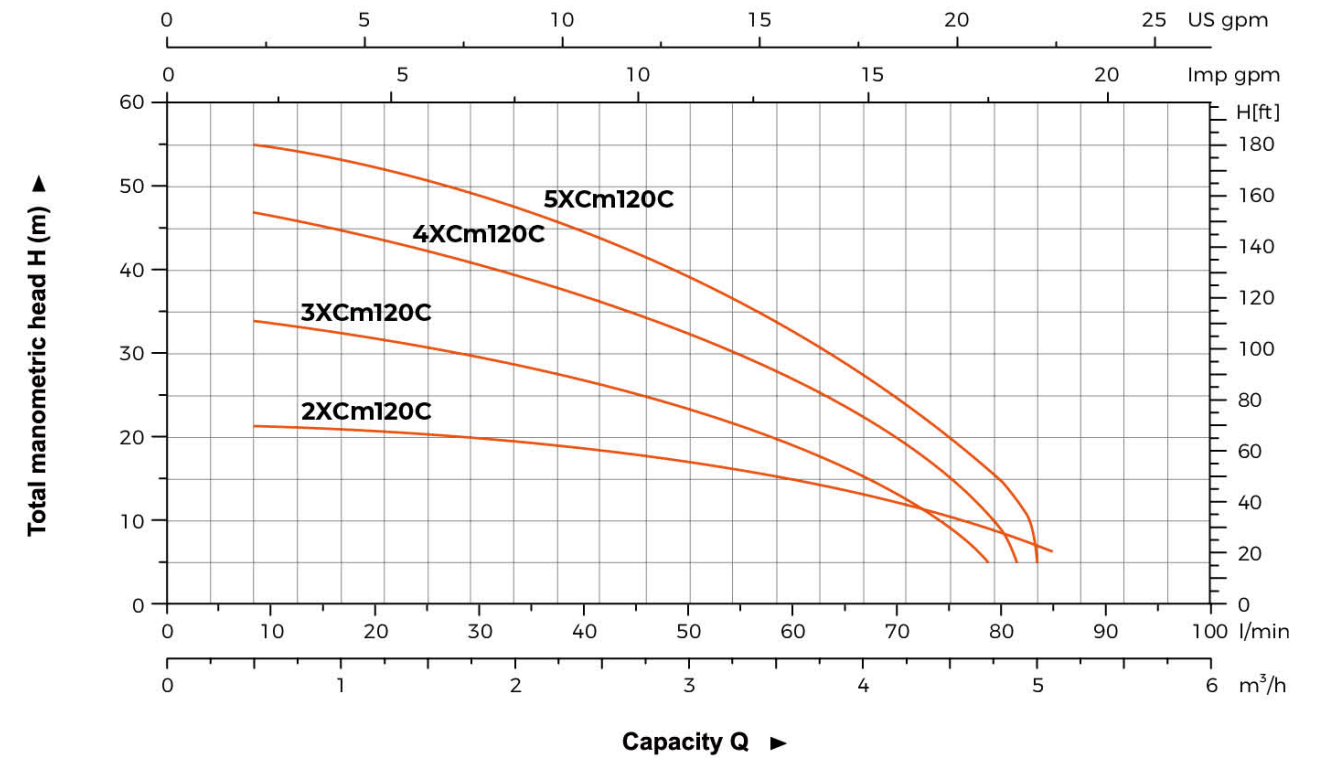
Model		Power		Q(m³/h)																			
Single Phase	Three Phase	kW	HP	0	0.6	1.2	1.8	2.4	3	3.6	4.2	4.8	4.9	5									
			Q(l/min)																				
			H (m)																				
			0	10	20	30	40	50	60	70	80	82	84										
2XCm120C	-	0.37	0.5	20.5	20.3	20	19.5	18.5	16.5	14.5	11	6	-	-									
3XCm120C	-	0.6	0.8	34	33	31.5	29	26	22	17.5	11.5	3.5	-	-									
4XCm120C	4XC120C	0.75	1.0	48	45.5	42.5	39.5	36	31.5	26	18.8	9	3	-									
5XCm120C	5XC120C	0.9	1.2	56.5	54.5	52	48.2	44	38.5	32	24	15	12.5	3									

Dimension



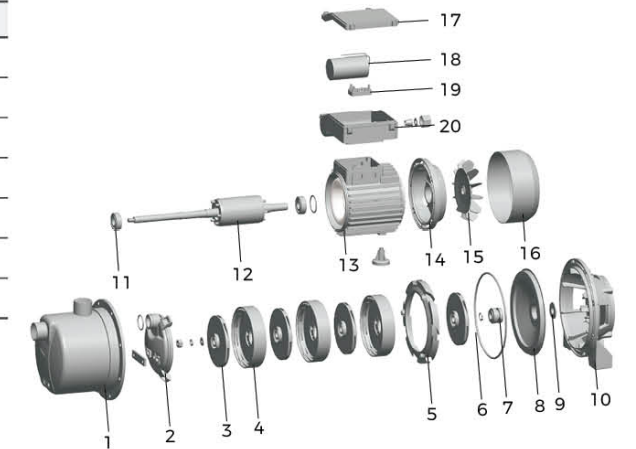
Model	DN1	DN2	L (mm)	W (mm)	H (mm)	L1 (mm)	W1 (mm)	H1 (mm)
2XCm120C	1"	1"	344	200	209	52	140	103
3XCm120C			362	174	208	77	140	103
4XC(m)120C			386	174	208	104	140	103
5XC(m)120C			410	174	208	125	140	103

Hydraulic Performance Curves



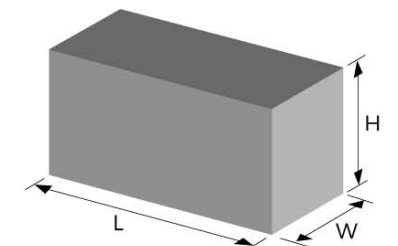
Materials Table

No.	Part	Material	No.	Part	Material
1	Pump body	AISI 304	14	Rear cover	ZL102
2	Pump cover	PPO	15	Fan	PP
3	Impeller	PPO	16	Fan cover	08F
4	Diffuser	PPO	17	Terminal cover	ABS
5	Water guiding board	PPO	18	Capacitor	
6	O-ring	NBR	19	Terminal	
7	Mechanical seal	Carbon/Ceramic	20	Terminal box	ABS
8	Bracket cover	AISI 304			
9	Rubber washer				
10	Support	ZL102			
11	Ball bearing				
12	Rotor				
13	Stator				



Package Information

Model	GW (Kgs)	L (mm)	W (mm)	H (mm)	Quantity (PCS/20'TEU)
2XCm120C	8.3	380	235	265	1056
3XCm120C	9.5	405	235	265	1072
4XC(m)120C	10.5	430	235	265	1008
5XC(m)120C	11.5	455	235	265	960





Application

- It is applicable to household water supply, equipment support, pipeline pressurization, garden watering, vegetable greenhouse watering, fish farming and poultry raising, industrial and mining, water supply and drainage of enterprises and high-rise buildings, central air conditioner and centralized heating circulation system, etc.

Pump

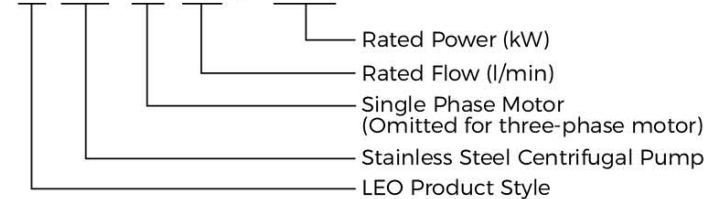
- AISI 304 pump body
- AISI 304 shaft
- Max. operating pressure: 4.5 bar
- Max. liquid temperature: +85°C
- Altitude: up to 1000 m

Motor

- IE2 motor
- Low noise & Long life bearing
- Motor with copper winding
- Built-in thermal protector for single phase motor
- Insulation class: F
- Protection class: IPX4
- Max. ambient temperature: +40°C

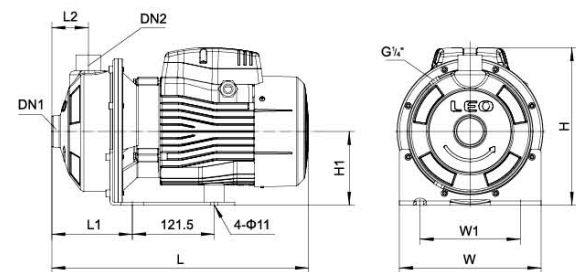
Identification Codes

A MS m 70 / 0.37



Technical Data

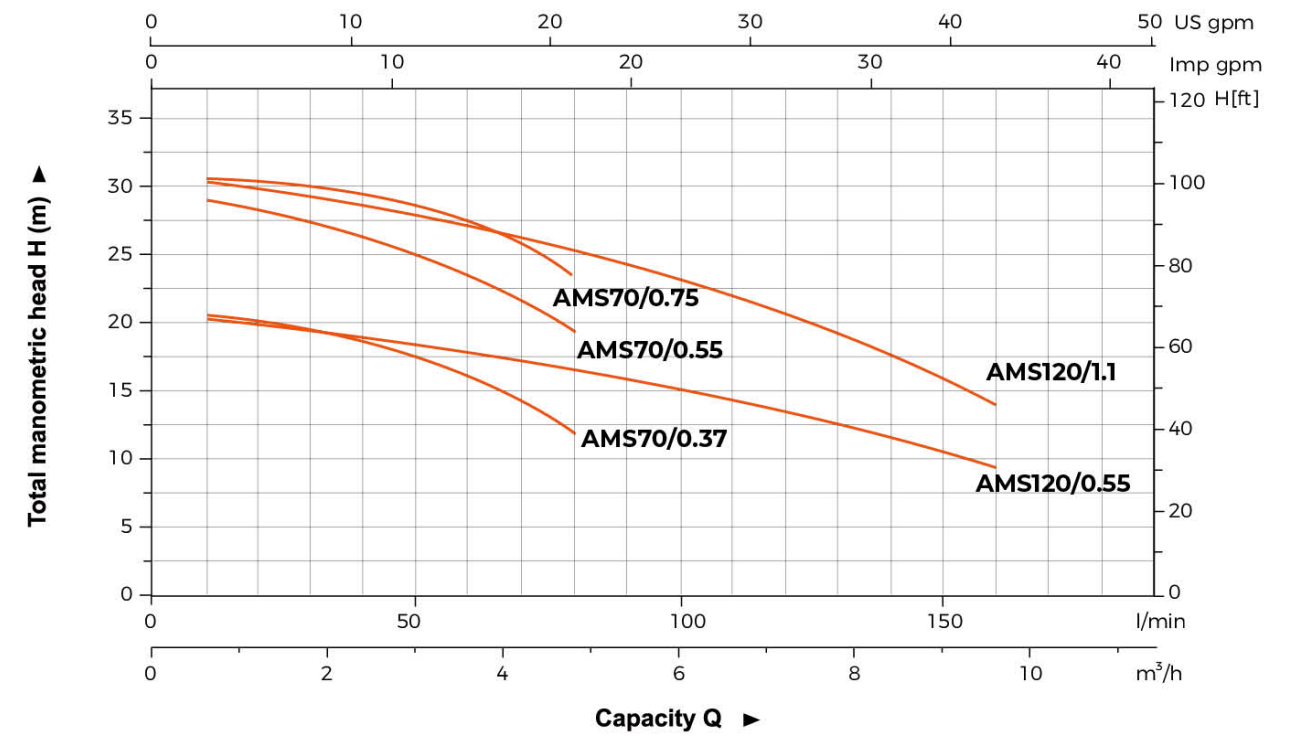
Model		Power		Q(m ³ /h)											
Single Phase	Three Phase	kW	HP	0	1.8	2.4	3.6	4.8	6	7.2	8.4	9.6	10.8		
				Q(l/min)	0	30	40	60	80	100	120	140	160	180	
AMSm70/0.37	AMS70/0.37	0.37	0.5	H (m)	20.9	19	18.1	15.7	12.1	-	-	-	-	-	
AMSm70/0.55	AMS70/0.55	0.55	0.75		29.5	27.3	26.3	23.4	19.1	-	-	-	-	-	-
AMSm70/0.75	AMS70/0.75	0.75	1.0		30.4	28.5	27.8	26	23	-	-	-	-	-	-
AMSm120/0.55	AMS120/0.55	0.55	0.75		20.2	-	-	17.9	16.6	15.1	13.3	11.2	8.7	-	-
AMSm120/1.1	AMS120/1.1	1.1	1.5		30.2	-	-	26.7	25.1	23.3	21.2	19	16.4	-	-



Dimension

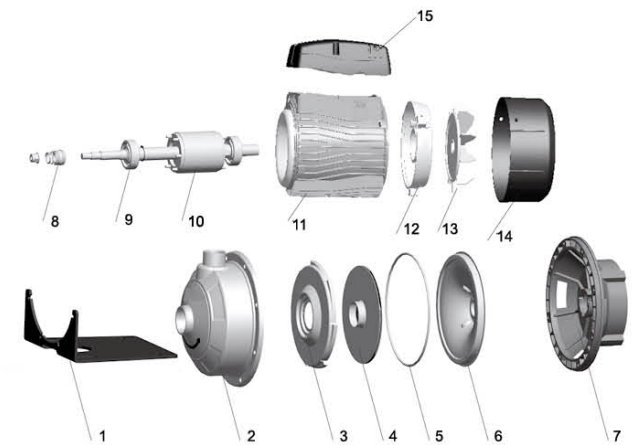
Model	DN1	DN2	L (mm)	W (mm)	H (mm)	L1 (mm)	L2 (mm)	W1 (mm)	H1 (mm)
AMS(m)70/0.37	1 1/4"	1"	332	210	224	119	55	149	110
AMS(m)70/0.55			332	210	224	119	55	149	110
AMS(m)70/0.75			381	210	224	119	55	149	110
AMS(m)120/0.55			332	210	224	119	55	149	110
AMS(m)120/1.1			381	210	234	119	55	149	110

Hydraulic Performance Curves



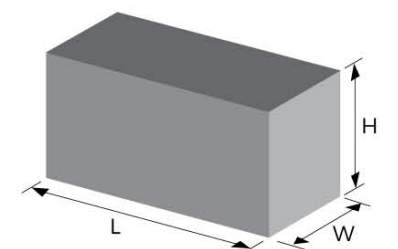
Materials Table

No.	Part	Material	No.	Part	Material
1	Bottom support	Steel	11	Stator	
2	Pump body	AISI 304	12	Rear housing	ADC12
3	Diffuser	AISI 304	13	Fan	PP
4	Impeller	AISI 304	14	Fan cover	PP
5	O-ring	NBR	15	Terminal box	ABS
6	Airproof plate	AISI 304			
7	Support	ADC12			
8	Mechanical seal	Carbon/Ceramic			
9	Ball bearing				
10	Rotor				



Package Information

Model	GW (Kgs)	L (mm)	W (mm)	H (mm)	Quantity (PCS/20' TEU)
AMS(m)70/0.37	10	380	240	270	1200
AMS(m)70/0.55	11	380	240	270	1200
AMS(m)70/0.75	14	410	240	270	1104
AMS(m)120/0.55	11	380	240	270	1200
AMS(m)120/1.1	15	410	240	270	1104





Application

- It is applicable to household water supply, equipment support, pipeline pressurization, garden watering, vegetable greenhouse watering, fish farming and poultry raising, industrial and mining, water supply and drainage of enterprises and high-rise buildings, central air conditioner and centralized heating circulation system, etc.

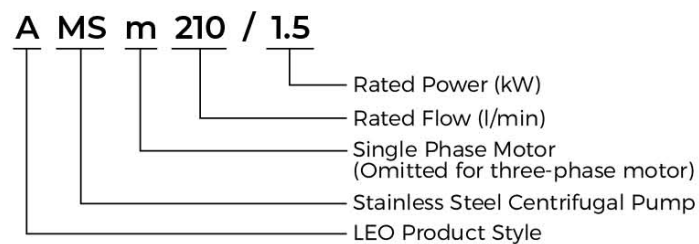
Pump

- AISI 304 pump body
- AISI 304 shaft
- Max. operating pressure: 4.5 bar
- Max. liquid temperature: +85°C
- Altitude: up to 1000 m

Motor

- IE2 motor
- Low noise & Long life bearing
- Motor with copper winding
- Built-in thermal protector for single phase motor
- Insulation class: F
- Protection class: IPX4
- Max. ambient temperature: +40°C

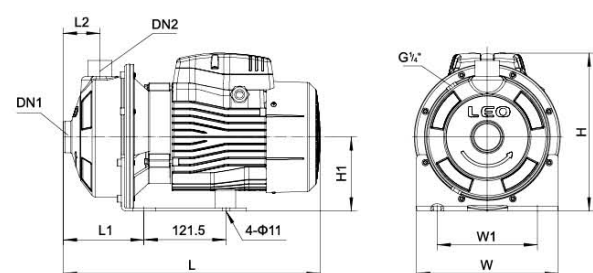
Identification Codes



Technical Data

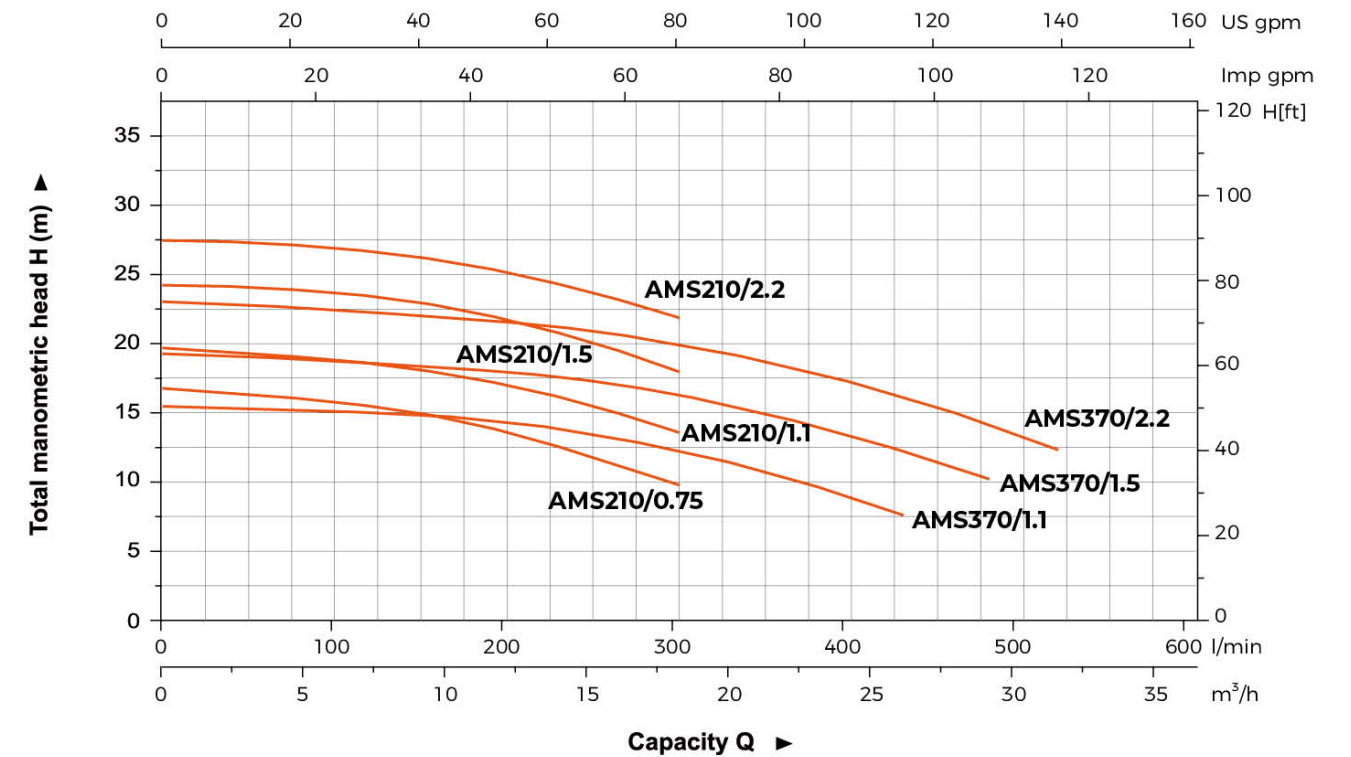
Model		Power		Q(m³/h)																
Single Phase	Three Phase	kW	HP	0	1.8	3.6	6	7.2	8.4	9.6	10.8	12	15	18	21	24	26	29	31	
				0	30	60	100	120	140	160	180	200	250	300	350	400	430	480	520	
AMSm210/0.75	AMS210/0.75	0.75	1	H (m)	16.8	-	-	-	15.6	15.2	14.8	14.2	13.6	11.9	9.8	-	-	-	-	
AMSm210/1.1	AMS210/1.1	1.1	1.5		19.7	-	-	-	18.7	18.3	18	17.5	17.1	15.6	13.6	-	-	-	-	
AMSm210/1.5	AMS210/1.5	1.5	2		24.2	-	-	-	23.5	23.2	22.8	22.4	21.8	20.2	18	-	-	-	-	
AMSm210/2.2	AMS210/2.2	2.2	3		27.5	-	-	-	26.7	26.5	26.1	25.7	25.2	23.8	21.9	-	-	-	-	
AMSm370/1.1	AMS370/1.1	1.1	1.5		15.4	-	-	-	-	-	-	14.7	14.4	13.5	12.3	10.8	8.9	7.6	-	
AMSm370/1.5	AMS370/1.5	1.5	2		19.3	-	-	-	-	-	-	18.1	17.3	16.3	15	13.3	12.3	10.2	-	
AMSm370/2.2	AMS370/2.2	2.2	3		23.1	-	-	-	-	-	-	21.7	20.9	20	18.8	17.2	16.2	14.2	12.3	

Dimension



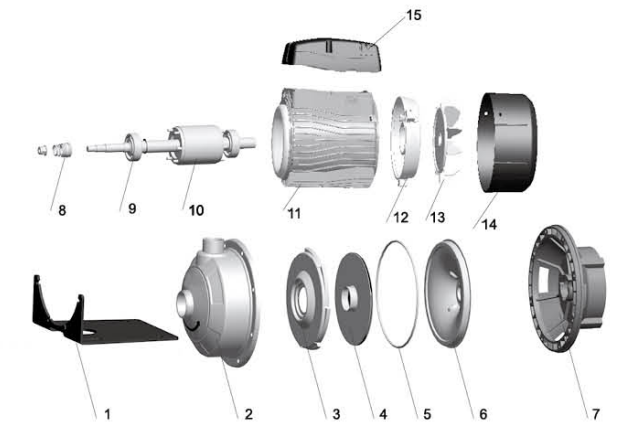
Model	DN1	DN2	L (mm)	W (mm)	H (mm)	L1 (mm)	L2 (mm)	W1 (mm)	H1 (mm)
AMS(m)210/0.75	1 1/2"	1 1/4"	392	210	234	129	55	149	110
AMS(m)210/1.1			392	210	234	129	55	149	110
AMS(m)210/1.5			440	210	250	129	55	149	110
AMS(m)210/2.2	2"	1 1/4"	440	210	250	129	55	149	110
AMS(m)370/1.1			392	210	234	129	55	149	110
AMS(m)370/1.5			440	210	250	129	55	149	110
AMS(m)370/2.2			440	210	250	129	55	149	110

Hydraulic Performance Curves



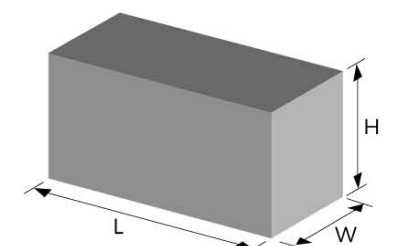
Materials Table

No.	Part	Material	No.	Part	Material
1	Bottom support	Steel	11	Stator	
2	Pump body	AISI 304	12	Rear housing	ADC12
3	Diffuser	AISI 304	13	Fan	PP
4	Impeller	AISI 304	14	Fan cover	PP
5	O-ring	NBR	15	Terminal box	ABS
6	Airproof plate	AISI 304			
7	Support	ADC12			
8	Mechanical seal	Carbon/Ceramic			
9	Ball bearing				
10	Rotor				



Package Information

Model	GW (Kgs)	L (mm)	W (mm)	H (mm)	Quantity (PCS/20' TEU)
AMS(m)210/0.75	14	410	240	270	1104
AMS(m)210/1.1	15	410	240	270	1104
AMS(m)210/1.5	18	465	240	270	968
AMS(m)210/2.2	20	465	240	270	968
AMS(m)370/1.1	15	410	240	270	1104
AMS(m)370/1.5	18	465	240	270	968
AMS(m)370/2.2	20	465	240	270	968





Application

- LSW series submersible sewage pumps are suitable for buildings, hospitals, residential quarters, municipal engineering, road traffic and construction, factory sewage, sewage treatment, and other occasions. It is used to discharge wastewater, rainwater, and sewage containing solid particles.

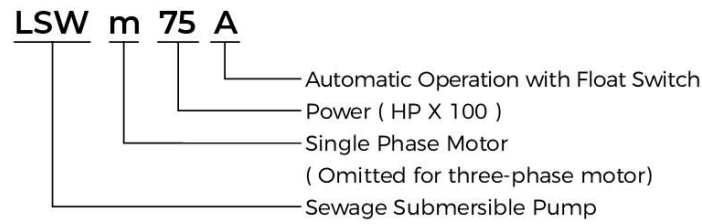
Pump

- Stainless steel shell
- Cast Iron Pump body with special anti-rust treatment
- Fixed cable with unique design
- AISI 304 shaft
- Max.liquid temperature:40°C

Motor

- Motor with copper winding
- Built-in thermal protector for single phase motor
- Insulation class:F
- Protection class: IPX8

Identification Codes

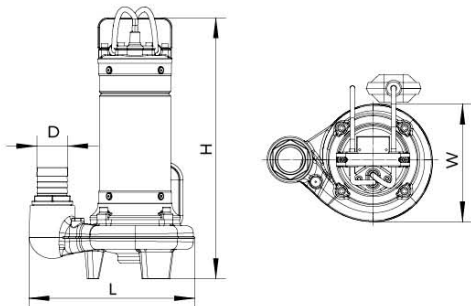


Technical Data

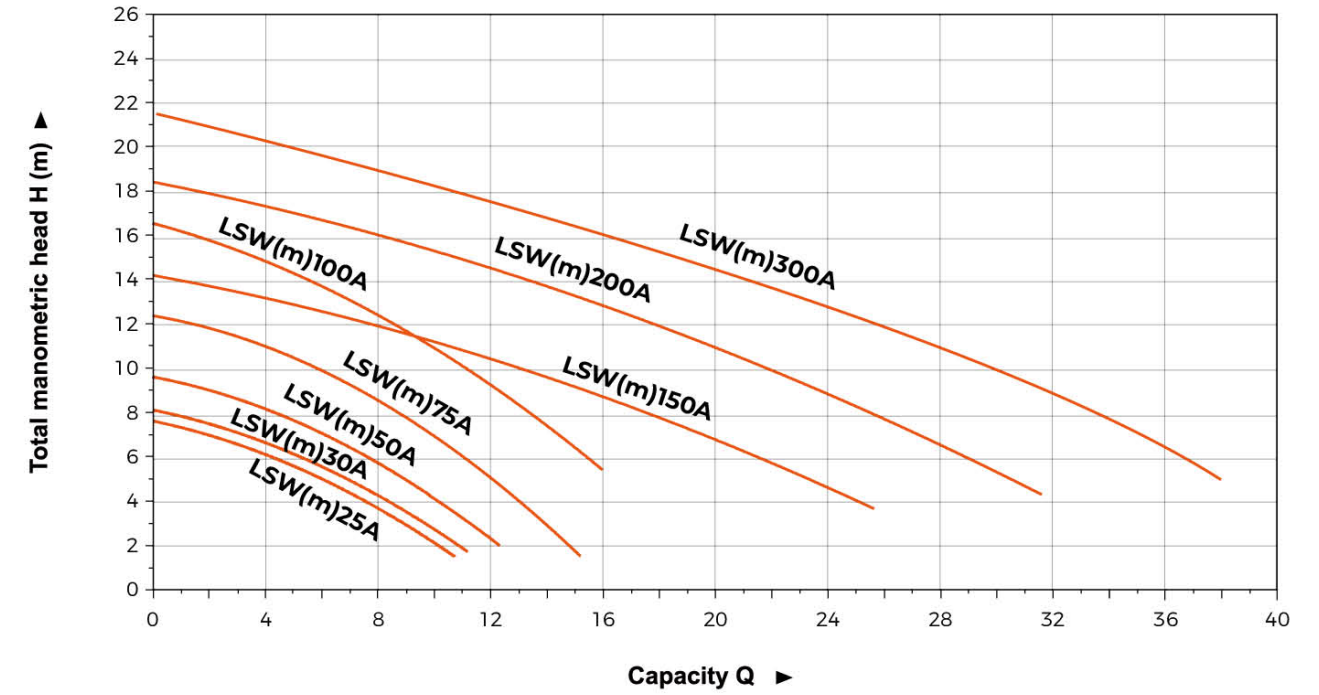
Model	Power		Voltage/Frequency V/Hz	Outlet	Q.Max m³/h	H.Max m	Max.dia. of praticle mm
	kW	HP					
LSWm25(A)	0.18	0.25	180-220/50	G1.5	11	8	15
LSWm30(A)	0.25	0.37	180-220/50	G1.5	12	9	15
LSWm50(A)	0.37	0.5	180-220/50	G1.5	13	11	20
LSWm75(A)	0.55	0.75	180-220/50	G2	16	13.5	25
LSWm100(A)	0.75	1.0	180-220/50	G2	19	17	25
LSWm150(A)	1.1	1.5	180-220/50	G2	26	13.5	30
LSWm200(A)	1.5	2.0	180-220/50	G2	32	19	30
LSWm300(A)	2.2	3	180-220/50	G2	34.5	23	30

Dimension

Model	D (mm)	L (mm)	W (mm)	H (mm)
LSWm25(A)	G1.5/40	221	158	362
LSWm30(A)	G1.5/40	221	158	362
LSWm50(A)	G1.5/40	221	158	372
LSWm75(A)	G2/50	260	185	410
LSWm100(A)	G2/50	260	185	410
LSWm150(A)	G2/50	269	186	450
LSWm200(A)	G2/50	269	186	470
LSWm300(A)	G2/50	269	186	450

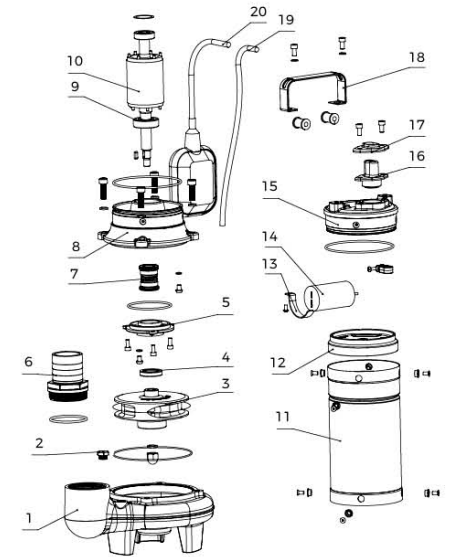


Hydraulic Performance Curves



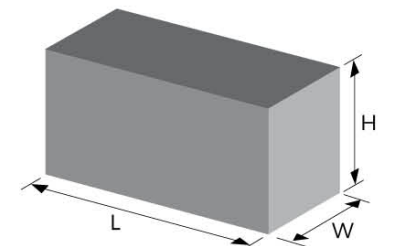
Materials Table

No.	Part	Material	No.	Part	Material
1	Pump body	HT 200	11	Stator	
2	Exhaust valve	HP59-1	12	Upper cover	ADC 12
3	Impeller	HT 200	13	Capacitor clamp	Q235
4	Oil seal		14	Capacitor	
5	Oil chamber cover	HT 200	15	Top cover	HT 200
6	Connector	ABS	16	Cable sheathing	Neoprene
7	Mechanical seal	SiC/Carbon +Carbon/Ceramic	17	Cable cover	AISI 304
8	Oil chamber	HT 200	18	Handle	AISI 304
9	Bearing		19	Cable line	
10	Rotor	45# + AISI 304	20	Float switch	



Package Information

Model	GW (Kgs)	L (mm)	W (mm)	H (mm)	Quantity (PCS/20'TEU)
LSWm25(A)	10.25	235	230	425	1218
LSWm30(A)	10.45	235	230	425	1218
LSWm50(A)	10.8	235	230	425	1218
LSWm75(A)	14.5	310	230	475	826
LSWm100(A)	14.5	310	230	475	826
LSWm150(A)	18.6	315	230	515	750
LSWm200(A)	20.45	315	230	535	722
LSWm300(A)	22.3	315	230	555	696





Application

- LSW series submersible sewage pumps are suitable for buildings, hospitals, residential quarters, municipal engineering, road traffic and construction, factory sewage, sewage treatment, and other occasions. It is used to discharge wastewater, rainwater, and sewage containing solid particles.

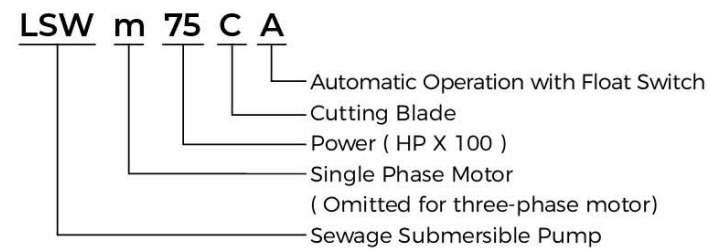
Pump

- Stainless steel shell
- Cast Iron Pump body with special anti-rust treatment
- Fixed cable with unique design
- AISI 304 shaft
- Max.liquid temperature:40°C

Motor

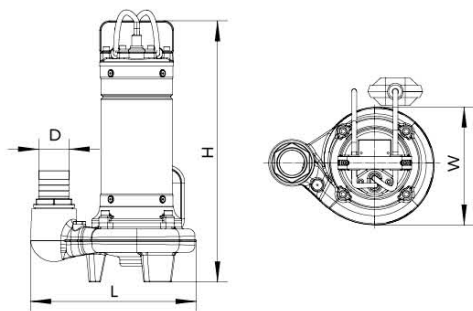
- Motor with copper winding
- Built-in thermal protector for single phase motor
- Insulation class:F
- Protection class: IPX8

Identification Codes



Technical Data

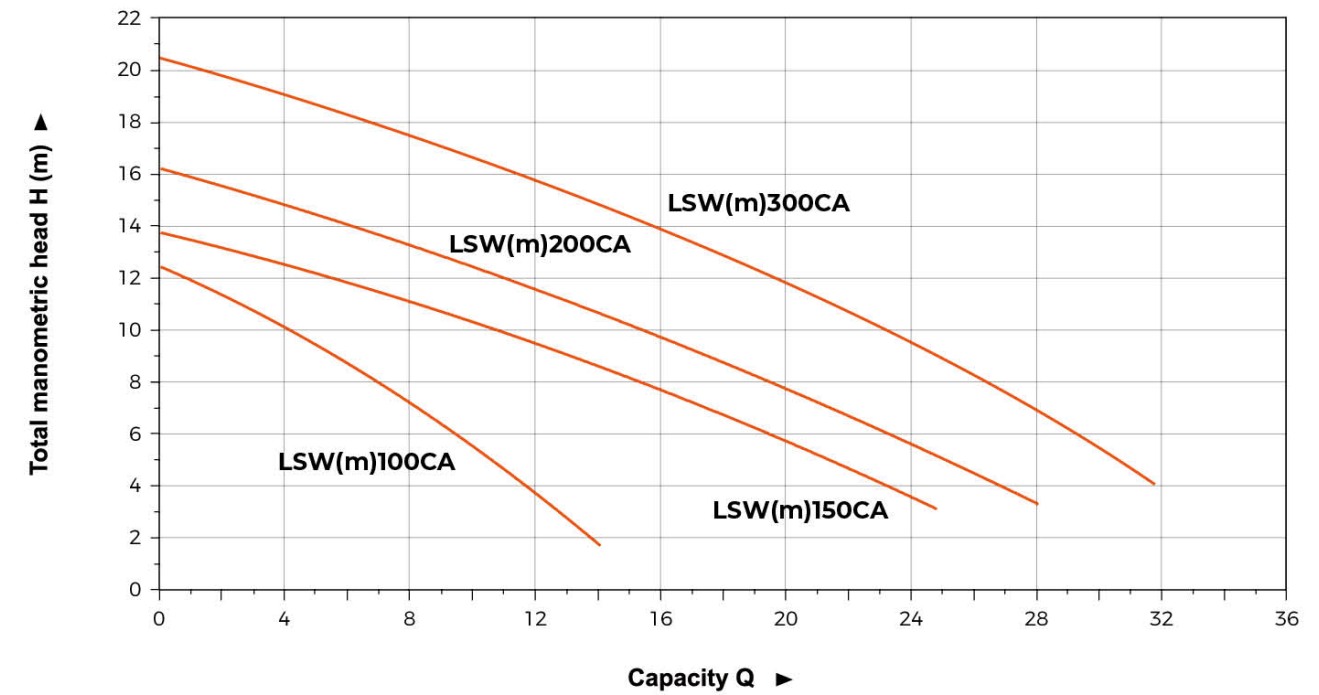
Model	Power		Voltage/Frequency V/Hz	Outlet	Q.Max m ³ /h	H.Max m
	kW	HP				
LSWm100CA	0.75	1.0	180-220/50	G2	15	13
LSWm150CA	1.1	1.5	180-220/50	G2	25	14
LSWm200CA	1.5	2.0	180-220/50	G2	30	17
LSWm300CA	2.2	3.0	180-220/50	G2	32	21.5



Dimension

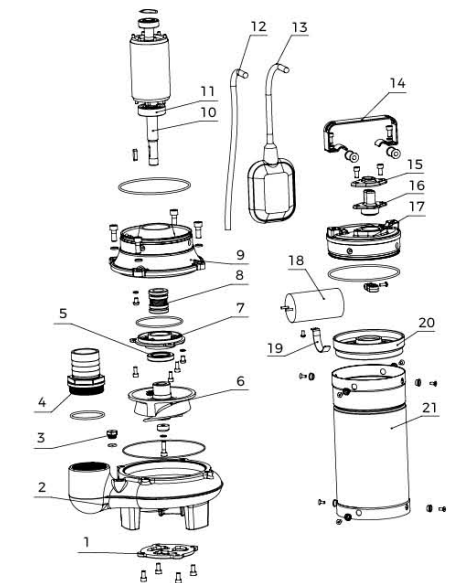
Model	D (mm)	L (mm)	W (mm)	H (mm)
LSWm100CA	G2/50	260	185	403
LSWm150CA	G2/50	269	186	446
LSWm200CA	G2/50	269	186	460
LSWm300CA	G2/50	269	186	480

Hydraulic Performance Curves



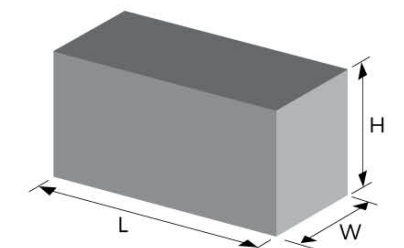
Materials Table

No.	Part	Material	No.	Part	Material
1	Cutting blade	AISI 304	12	Cable line	
2	Pump body	HT 200	13	Float switch	
3	Exhaust valve	HP59-1	14	Handle	AISI 304
4	Connector	ABS	15	Cable cover	AISI 304
5	Oil seal		16	Cable sheathing	Neoprene
6	Impeller	HT 200	17	Top cover	HT 200
7	Oil chamber cover	HT 200	18	Capacitor	
8	Mechanical seal	SiC/Carbon +Carbon/Ceramic	19	Capacitor clamp	Q235
9	Oil chamber	HT 200	20	Upper cover	ADC 12
10	Rotor	45# + AISI 304	21	Stator	
11	Bearing				



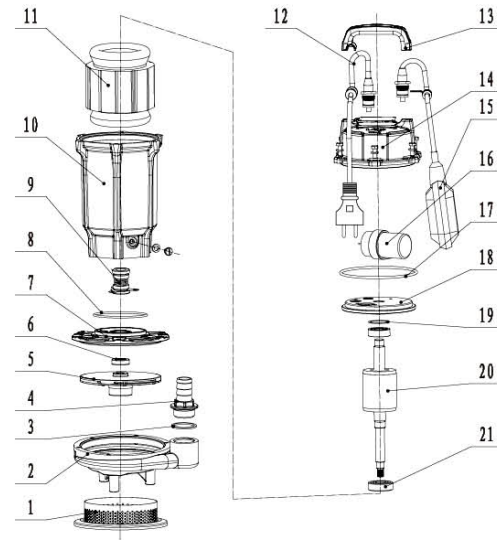
Package Information

Model	GW (Kgs)	L (mm)	W (mm)	H (mm)	Quantity (PCS/20'TEU)
LSWm100CA	14.8	310	230	468	839
LSWm150CA	18.55	315	230	510	757
LSWm200CA	19.95	315	230	525	736
LSWm300CA	21.35	315	230	555	696

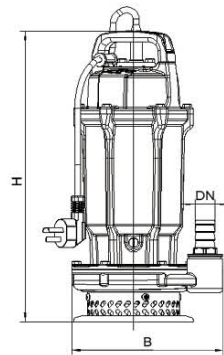


Materials Table

No.	Part	Material	No.	Part	Material
1	Filter	Stainless steel	14	Top cover	HT200
2	Pump body	HT200	15	Float switch	
3	O-Ring	NBR	16	Capacitor	
4	Outlet connector	HT200	17	O-Ring	NBR
*5	Impeller	PPO/HT200	18	End cover	HT200
6	Oil seal		19	Wave spring pad	
7	Cover of cylinder	HT200	20	Rotor	
8	O-Ring	NBR	21	Bearing	
9	Mechanical seal	Upper: Ceramic/Carbon Lower: Sic/Carbon	*HT200 for QDX25-6-0.75A and QDX40-5.5-1.1A		
10	Motor casing	HT200			
11	Stator				
12	Cable assembly				
13	Handle	PP			

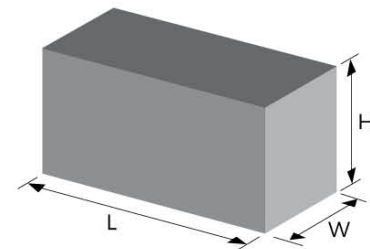


Dimension



Model	Outlet	Connector				H (mm)	B (mm)
		Standard		Optional			
	External thread tube	Hose	Internal thread tube	Hose	Internal thread tube		
QDX1.5-12-0.25A	G1	25	/	25	G3/4	195	145
QDX1.5-15-0.37A	G1	25	/	25	G3/4	195	145
QDX1.5-25-0.55A	G1	25	/	25	G3/4	245	195
QDX3-18-0.55A	G1	25	/	25	G3/4	205	160
QDX10-10-0.55A	G1.5	40	/	40	G1	215	150
QDX15-7-0.55A	G2	50	/	50	G1.5	240	170
Q(D)X1.5-32-0.75(A)	G1	25	/	25	G3/4	245	195
Q(D)X6-18-0.75(A)	G1.5	40	/	40	G1	220	160
Q(D)X10-16-0.75(A)	G1.5	50	/	50	G1.5	220	160
Q(D)X15-10-0.75(A)	G2	65	/	65	G2	240	170
Q(D)X25-6-0.75(A)	G2.5	80	/	80	G2.5	250	160
Q(D)X10-18-1.1(A)	G1.5	50	/	50	G1.5	270	190
Q(D)X15-14-1.1(A)	/	65	/	65	G2	270	180
Q(D)X40-6-1.1(A)	/	80	/	80	G2.5	270	195
QDX40-9-1.5	/	80	G2.5	/	/	520	319
QX40-9-1.5	/	80	G2.5	/	/	488	319
QDX50-7-1.5	/	80	G2.5	/	/	520	319
QX50-7-1.5	/	100	G3.5	/	/	488	319
QX50-10-2.2	/	100	G3.5	/	/	492	319
QX65-8-2.2	/	100	G3.5	/	/	492	319

Package Information



Model	GW (Kgs)	L (mm)	W (mm)	H (mm)	Quantity (PCS/20'TEU)
QDX1.5-12-0.25A	11.5	392	224	180	1788
QDX1.5-15-0.37A	11.5	392	224	190	1788
QDX1.5-25-0.55A	16	435	250	235	1062
QDX3-18-0.55A	14.5	415	230	205	1388
QDX10-10-0.55A	14.5	415	230	205	1388
QDX15-7-0.55A	15.5	420	280	215	1132
Q(D)X1.5-32-0.75(A)	16.5	435	250	235	1062
Q(D)X6-18-0.75(A)	15.5	415	230	205	1388
Q(D)X10-16-0.75(A)	15.5	415	230	205	1388
Q(D)X15-10-0.75(A)	16.5	420	280	215	1132
Q(D)X25-6-0.75(A)	17.5	420	280	215	1132
Q(D)X10-18-1.1(A)	22	452	300	240	855
Q(D)X15-14-1.1(A)	22	452	300	240	855
Q(D)X40-6-1.1(A)	22.5	490	295	235	792
QDX40-9-1.5	31	560	370	290	420
QX40-9-1.5	26	560	370	290	420
QDX50-7-1.5	31	560	370	290	420
QX50-7-1.5	26	560	370	290	420
QX50-10-2.2	31	560	370	290	420
QX65-8-2.2	31	560	370	290	420

Application

- Rural wells water pumping
- Farming irrigation and drainage
- Garden watering and family households
- Construction, aquaculture, fish ponds, ect.

Features

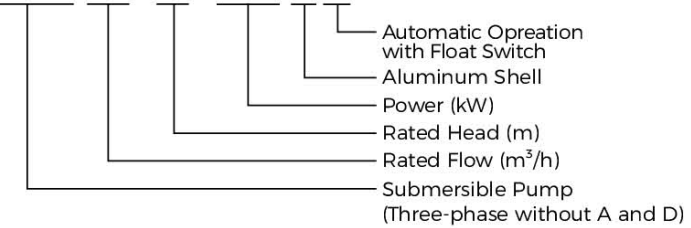
- Cast iron pump body, aluminum motor casing
- Copper winding
- Built-in thermal protector
- Stainless steel shaft
- Double-end Mechanical seal
- Stainless steel filter

Pump

- Max. immersion depth: 5 m
- Max. liquid temperature: +40°C
- Liquid PH level from 6.5 - 8
- Maximum sand content is 0.1%. passage of suspended solids up to 0.2mm.
- Insulation class: F
- Ingress protection: IP68

Identification Codes

Q(D)X 1.5 - 17 - 0.37 L A

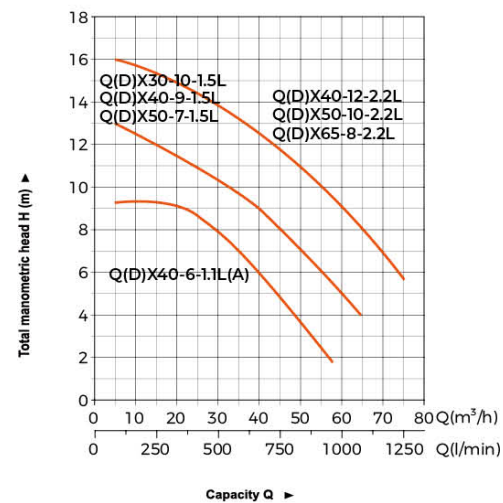
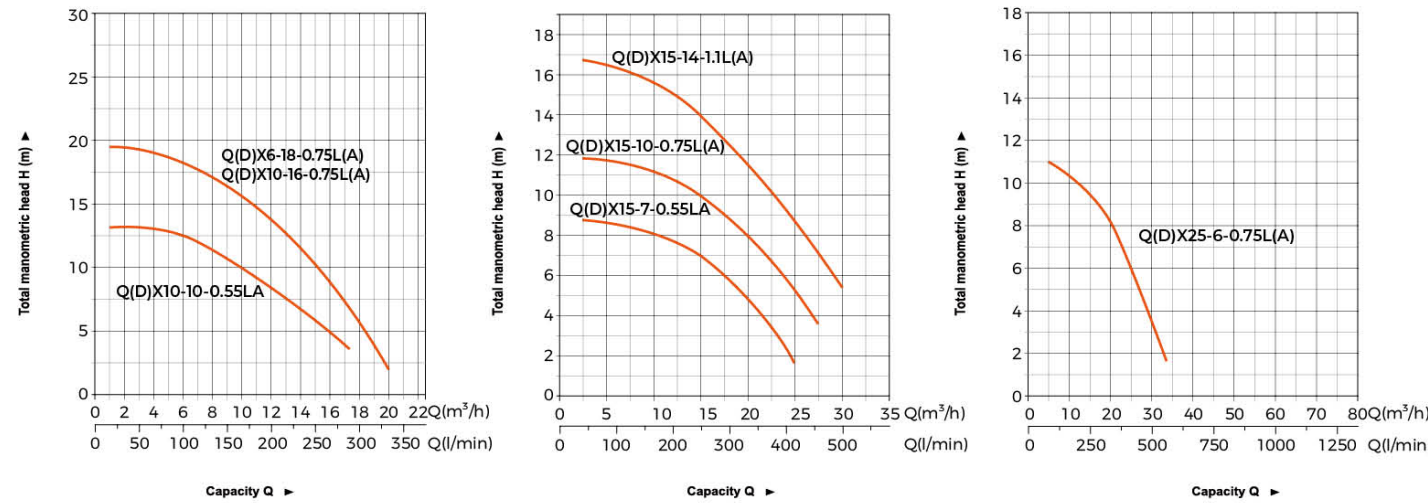
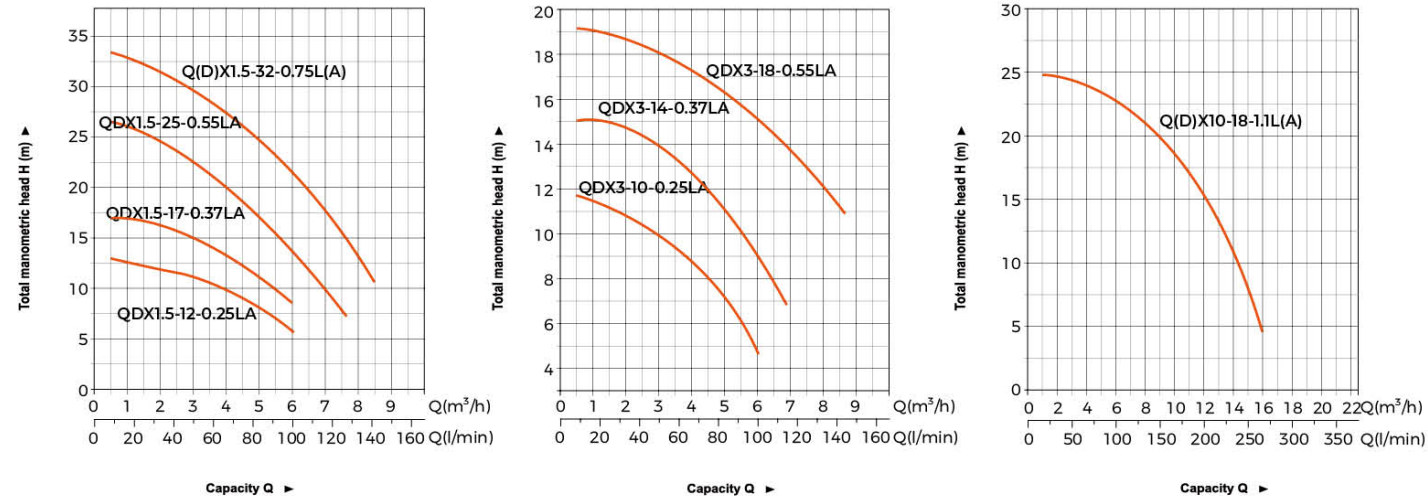


Technical Data

Model	Q(m³/h) Q(l/min)	0	0.5	1	1.5	2	2.5	3	4	5	6	7	8	9			
				0	8.5	16.5	25	33	41.5	50	67	83	100	117	113	150	
QDX1.5-12-0.25LA	H (m)	13	12.7	12.3	12	11.8	11.4	11	9.5	8.3	5.5	-	-	-			
QDX1.5-17-0.37LA		17.2	17	16.9	16.8	16.2	15.6	15	13.4	11.2	8.8	-	-	-			
QDX1.5-25-0.55LA		26.5	26.2	25.5	25	24.5	23	22.5	20	16	13	10	-	-			
Q(D)X1.5-32-0.75L(A)		33.5	33.2	32.5	32	31	30.3	29.5	27.5	25	21	17.5	13	-			
QDX3-10-0.25LA		13	-	12.3	-	11.8	-	11	9.5	8.3	5.5	-	-	-			
QDX3-14-0.37LA		16	-	15.4	-	14.9	-	14	12.5	11	9.5	7	-	-			
QDX3-18-0.55LA		19.4	-	19.1	-	18.6	-	18	17.3	16.3	15	13.6	12	10			
QDX10-10-0.55LA		H (m)	0	2	4	6	8	10	12	14	16	18	20				
			0	33	67	100	133	167	200	233	267	300	333				
Q(D)X6-18-0.75L(A)			13.2	13.2	13.3	12.7	11.8	10	8.2	7	5	-	-	-			
Q(D)X10-16-0.75L(A)	19.5		19.4	18.8	18	17.7	16	14.2	11.3	8.5	5.5	2					
Q(D)X10-18-1.1L(A)	19.5	19.4	18.8	18	17.7	16	14.2	11.3	8.5	5.5	2						
Q(D)X10-18-1.1L(A)	25	24.5	26.2	23	21.5	18	15.5	11	4.5	-	-	-					
Model	Q(m³/h) Q(l/min)	0	5	10	15	20	25	30	35	40	45	50	55	60	65	70	75
		0	83	167	250	333	417	500	583	667	750	833	917	1000	1083	1167	1250
QDX15-7-0.55LA	H (m)	8.7	8.6	8.2	7	4.9	1.7	-	-	-	-	-	-	-	-	-	-
Q(D)X15-10-0.75L(A)		12.1	11.7	11.2	10	7.9	5.3	-	-	-	-	-	-	-	-	-	-
Q(D)X15-14-1.1L(A)		16.6	16.5	15.7	14	11.6	8.7	5.5	-	-	-	-	-	-	-	-	-
Q(D)X25-6-0.75L(A)		11.8	11	10.3	9.6	8.3	6	3.5	-	-	-	-	-	-	-	-	-
Q(D)X30-10-1.5		13.3	13	12.5	12	11.4	10.9	10.5	9.7	9	8	7	6.2	5.1	4	-	-
Q(D)X40-6-1.1L(A)		9.5	9.3	9.2	9.2	9.1	8.6	8	7.1	6	4.8	3.8	2.5	-	-	-	-
Q(D)X40-9-1.5L		13.3	13	12.5	12	11.4	10.9	10.5	9.7	9	8	7	6.2	5.1	4	-	-
Q(D)X40-12-2.2L		16.5	16	15.7	15.4	14.9	14.5	14	13.4	12.7	11.7	11	10.2	9	8	6.8	5.8
Q(D)X50-7-1.5L		13.3	13	12.5	12	11.4	10.9	10.5	9.7	9	8	7	6.2	5.1	4	-	-
Q(D)X50-10-2.2L		16.5	16	15.7	15.4	14.9	14.5	14	13.4	12.7	11.7	11	10.2	9	8	6.8	5.8
Q(D)X65-8-2.2L		16.5	16	15.7	15.4	14.9	14.5	14	13.4	12.7	11.7	11	10.2	9	8	6.8	5.8

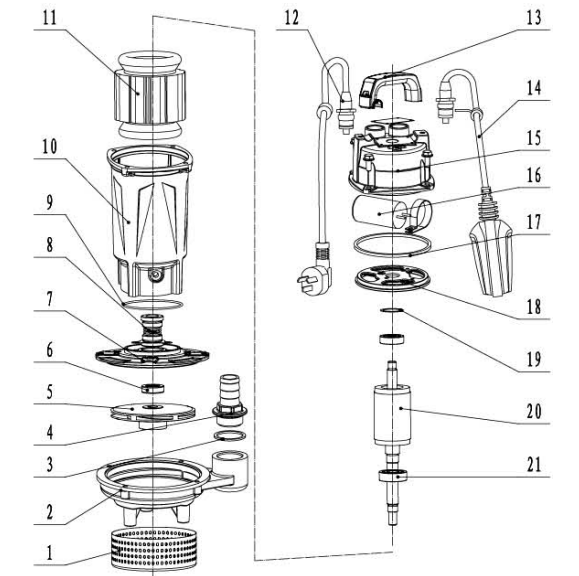


Hydraulic Performance Curves

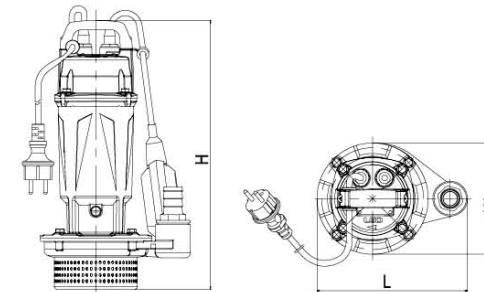


Materials Table

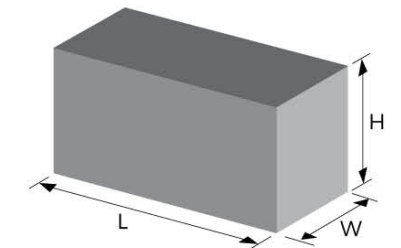
No.	Part	Material	No.	Part	Material
1	Filter	stainless steel	14	Float switch	
2	Pump body	HT200	15	Top cover	ADC12
3	O-Ring	NBR	16	Capacitor	
4	Outlet connector	HT200	17	O-Ring	NBR
5	Impeller	PPO	18	End cover	ADC12
6	Oil seal		19	Wave spring pad	
7	Cover of cylinder	ADC12(0.25/0.37kW) HT200(0.55/0.75kW)	20	Rotor	
8	Mechanical seal		21	Bearing	
9	O-Ring	NBR			
10	Motor casing	ADC12			
11	Stator				
12	Cable assembly				
13	Handle	PP			



Dimension



Package Information



Model	Outlet	Connector				L (mm)	W (mm)	H (mm)
		External thread tube	Hose	Standard Internal thread tube	Optional Hose Internal thread tube			
QDX1.5-12-0.25LA	G1	25	/	25	G3/4	195	144	348
QDX1.5-17-0.37LA	G1	25	/	25	G3/4	195	144	348
QDX1.5-25-0.55LA	G1	25	/	25	G3/4	245	194	382
Q(D)X1.5-32-0.75L(A)	G1	25	/	25	G3/4	245	194	382
QDX3-10-0.25LA	G1	25	/	25	G3/4	195	144	348
QDX3-14-0.37LA	G1	25	/	25	G3/4	195	144	348
QDX3-18-0.55LA	G1	25	/	25	G3/4	205	159	375
QDX10-10-0.55LA	G1.5	40	/	40	G1	213	152	374
Q(D)X6-18-0.75L(A)	G1.5	40	/	40	G1	221	159	379
QDX15-7-0.55LA	G2	50	/	50	G1.5	237	160	393
Q(D)X10-16-0.75L(A)	G1.5	50	/	50	G1.5	221	159	372
Q(D)X15-10-0.75L(A)	G2	50	/	50	G2	237	166.5	393
Q(D)X10-18-1.1L(A)	G2	50	/	50	G1.5	271	190	425
Q(D)X15-14-1.1L(A)	/	65	/	65	G2	267	182	426
Q(D)X25-6-0.75L(A)	/	80	/	80	G2.5	248	162	392
Q(D)X40-6-1.1L(A)	/	80	/	80	G2.5	268	194	452
QDX30-10-1.5L	/	65	G2	/	/	319	218	510
QX30-10-1.5L	/	65	G2	/	/	319	218	480
QDX40-9-1.5L	/	80	G2.5	/	/	319	218	510
QX40-9-1.5L	/	80	G2.5	/	/	319	218	480
QDX40-12-2.2L	/	65	G2	/	/	319	218	510
QX40-12-2.2L	/	65	G2	/	/	319	218	480
Q(D)X50-10-2.2L	/	80	G2.5	/	/	319	218	510
QDX50-7-1.5L	/	100	G3.5	/	/	319	218	510
QX50-7-1.5L	/	100	G3.5	/	/	319	218	480
Q(D)X65-8-2.2L	/	100	G3.5	/	/	319	218	510

Model	GW(Kgs)		L (mm)	W (mm)	H (mm)	Quantity (PCS/20'TEU)
	QDX	QX				
QDX1.5-12-0.25LA	6.8	-	392	224	180	1788
QDX1.5-17-0.37LA	7.8	-	392	224	180	1788
QDX1.5-25-0.55LA	11.5	-	435	250	235	1062
Q(D)X1.5-32-0.75L(A)	12.5	12	435	250	235	1062
QDX3-10-0.25LA	6.8	-	392	224	180	1788
QDX3-14-0.37LA	7.8	-	392	224	180	1788
QDX3-18-0.55LA	10.2	-	415	230	205	1388
QDX10-10-0.55LA	10.5	-	415	230	205	1388
Q(D)X6-18-0.75L(A)	11.5	11	415	230	205	1388
QDX15-7-0.55LA	11	-	420	280	215	1132
Q(D)X10-16-0.75L(A)	11.5	11	415	230	205	1388
Q(D)X15-10-0.75L(A)	13	12.5	420	280	215	1132
Q(D)X10-18-1.1L(A)	15	14	452	300	240	855
Q(D)X15-14-1.1L(A)	15	14	452	300	240	855
Q(D)X25-6-0.75L(A)	13	12	420	280	215	1132
Q(D)X30-10-1.5L	23.5	20.5	560	370	290	420
Q(D)X40-6-1.1L(A)	17	16	490	295	235	792
Q(D)X40-9-1.5L	23.5	20.5	560	370	290	420
Q(D)X40-12-2.2L	25	23.5	560	370	290	420
Q(D)X50-10-2.2L	25	23.5	560	370	290	420
Q(D)X50-7-1.5L	23.5	20.5	560	370	290	420
Q(D)X65-8-1.5L	25	23.5	560	370	290	420



Application

- The lifting station is suitable for pumping of wastewater off places in private dwellings and basements where wastewater cannot be led directly to the sewer by means of a natural downward slope.
- It is typically used for:
 - Renovation of offices or other commercial buildings.
 - Wall-mounted toilets in basements below sewer level.
 - Washing machines & dish washers.
 - Toilets, wash basins, bathtubs and cabinet showers in the bathrooms where the location may be remote from the main soil pipe so that a natural slope cannot be established.

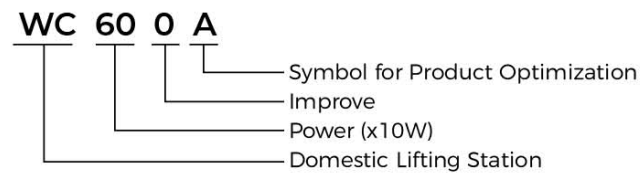
Features

- Compact and slim for easy installation
- Automatic start and stop
- Top quality air switch and carbon filter from Germany
- Circuit board with time delay function and low voltage protection
- Low noise
- New blade and support with better cutting performance
- Suitable for sewage water containing toilet paper and faeces with cutting blade

Operating Conditions

- Max. liquid temperature: 50°C
- Max. ambient temperature: 35°C
- PH value: 4 - 10
- The pump must not be used for strong chemicals or solvents

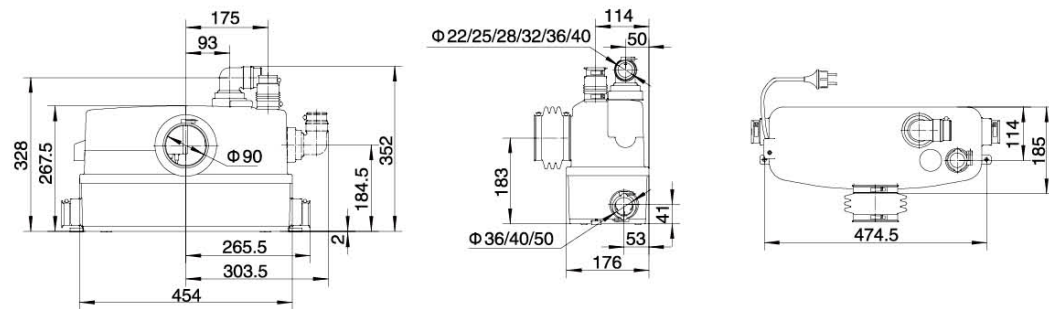
Identification Codes



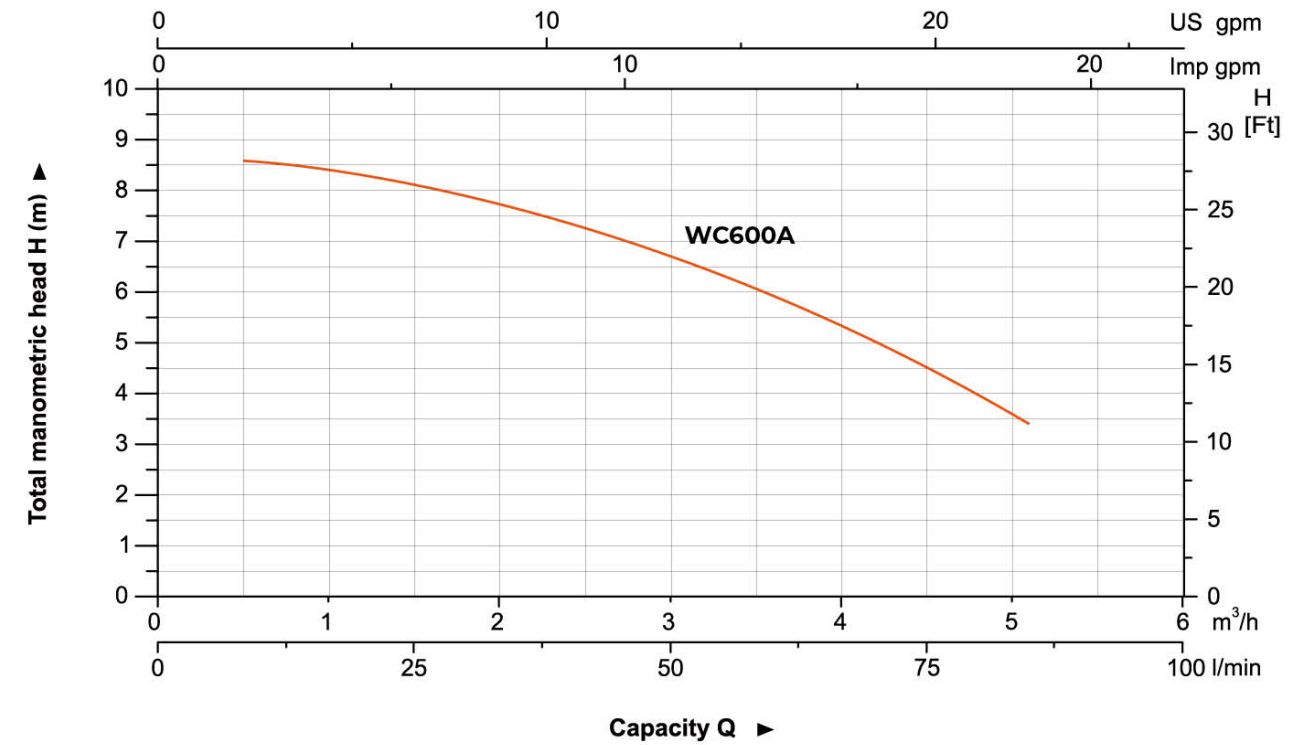
Technical Data

Model	Power	Q(m ³ /h)	0	2.4	3	3.6	4.5	4.8	5.1
	W	Q(l/min)	0	40	50	60	75	80	85
WC600A	600	H(m)	8.5	7.5	6.5	6	4.5	4	3.3

Dimension

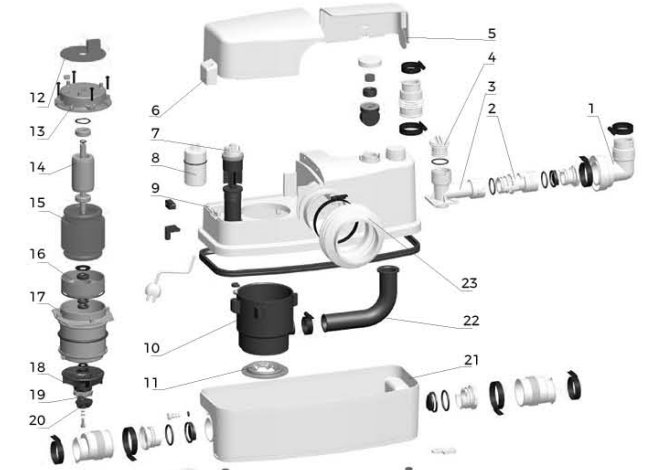


Hydraulic Performance Curves



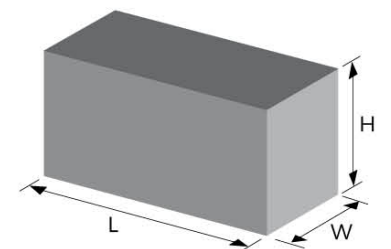
Materials Table

No.	Part	Material	No.	Part	Material
1	Outlet	EPDM	13	Upper cover	ADC12
2	Connector	PP	14	Rotor	
3	3-Way	PP	15	Stator	
4	Cover	PP	16	Bearing seat	ADC12
5	Outlet cover	ABS	17	Stator shield	ZG 304
6	Motor cover	ABS	18	Impeller	PPO
7	Air switch		19	Cutting blade	AISI 304
8	Capacitor		20	Stirrer	PPO
9	Tank cover	ABS	21	Water tank	ABS
10	Pump body	PP	22	Outlet	NBR
11	Cutting ring	AISI 304	23	Feed pipe	EPDM
12	Circuit board				



Package Information

Model	GW (Kgs)	L (mm)	W (mm)	H (mm)	Quantity (PCS/20'TEU)
WC600A	9.6	495	215	374	720





Application

- The lifting station is suitable for pumping of wastewater off places in private dwellings and basements where wastewater cannot be led directly to the sewer by means of a natural downward slope.
- It is typically used for:
 - Renovation of offices or other commercial buildings.
 - Wall-mounted toilets in basements below sewer level.
 - Washing machines & dish washers.
 - Toilets, wash basins, bathtubs and cabinet showers in the bathrooms where the location may be remote from the main soil pipe so that a natural slope cannot be established.


Features

- Reliable Multistage seal
- Integrated motor for easy maintenance
- Activated carbon filtration
- Powerful combined cutting system
- Worry-free auto start and stop
- Block warning

Operating Conditions

- Max. liquid temperature: 50°C
- Max. ambient temperature: 35°C
- PH value: 4 - 10
- The pump must not be used for strong chemicals or solvents

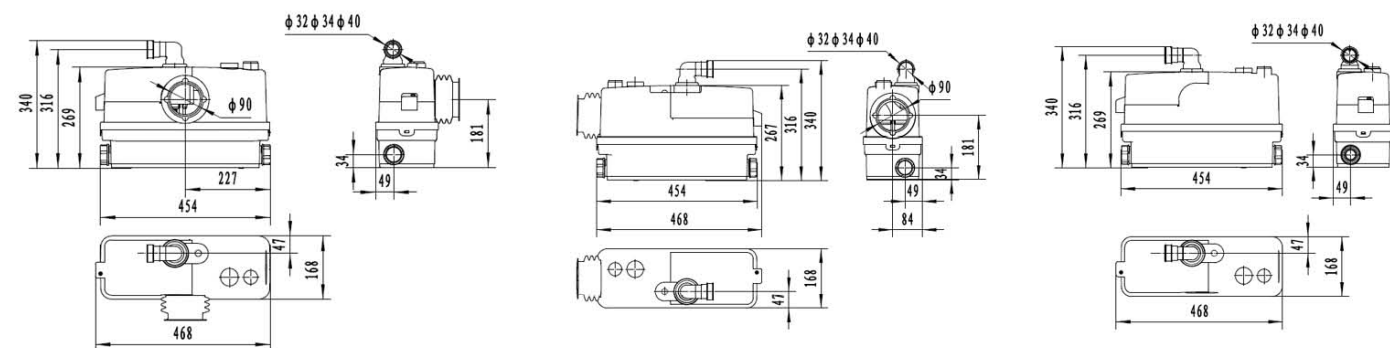
Identification Codes



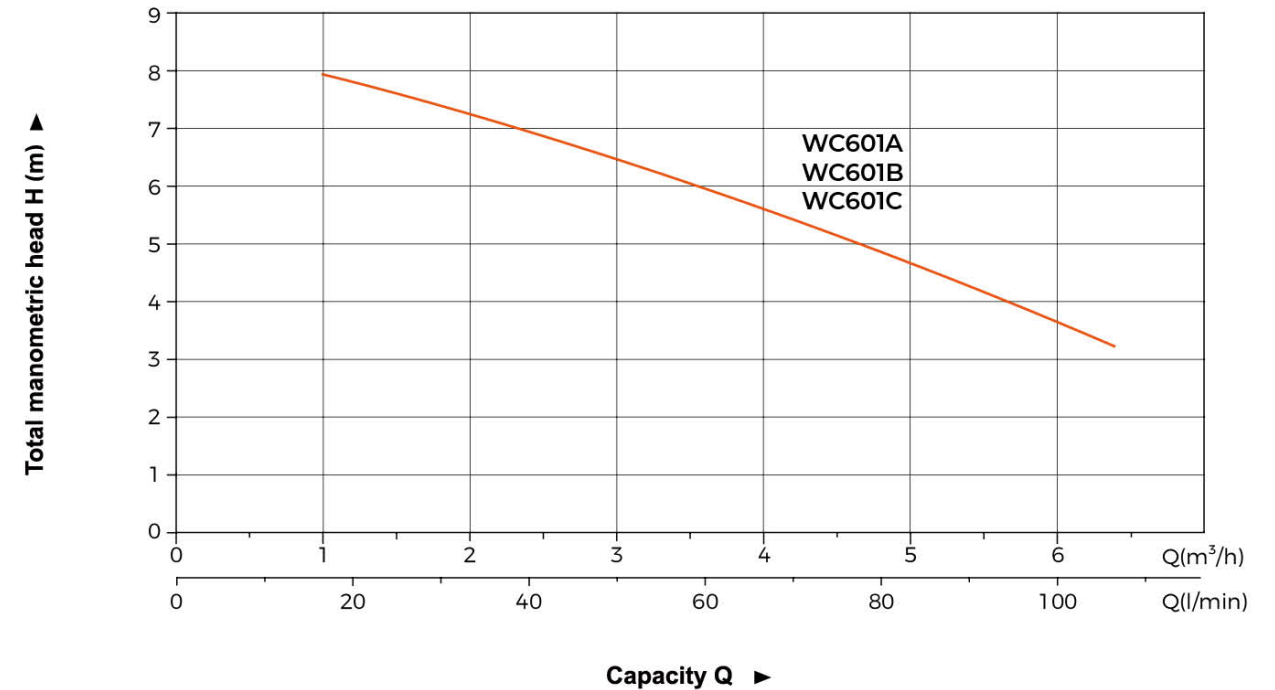
Technical Data

Model	Power		Q(m ³ /h)	Q(l/min)									
	kW	HP		0	2.4	3	3.6	4.2	4.8	5.4	6		
WC601A	0.6	0.8	H (m)	8.5	7	6.5	6	5.5	5	4.5	3.5		
WC601B	0.6	0.8		8.5	7	6.5	6	5.5	5	4.5	3.5		
WC601C	0.6	0.8		8.5	7	6.5	6	5.5	5	4.5	3.5		

Dimension

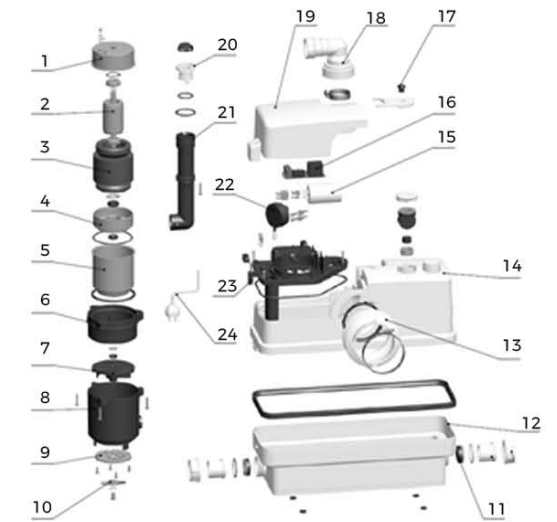


Hydraulic Performance Curves



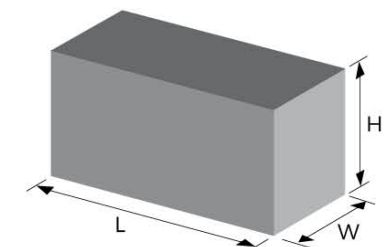
Materials Table

No.	Part	Material	No.	Part	Material
1	Upper cover	ADC12	13	Feed tube	EPDM
2	Rotor		14	Tank cover	ABS
3	Winding		15	Capacitor	
4	Bearing set	ADC12	16	Board	
5	Stator cover	304	17	Switch	
6	Pump support	PP	18	Outlet tube	PVC
7	Impeller	PPO	19	Motor cover	ABS
8	Pump body	PP	20	Way valve parts	PP
9	Bale seat	ZG	21	Outlet	PP
10	Blade	ZG	22	Air switch	
11	Check valve		23	Motor seat	PP
12	Tank	ABS	24	Cable	



Package Information

Model	CW (Kgs)	L (mm)	W (mm)	H (mm)	Quantity (PCS/20' TEU)
WC601A	7.7	505	215	300	924
WC601B	7.7	530	190	300	833
WC601C	7.6	530	190	300	833





Application

- It is used for water circulation in all kinds of small domestic swimming pools. Slightly dirty water with solids in suspension can be perfectly filtered.

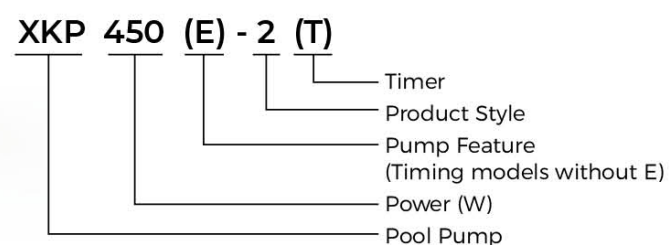
Pump

- Engineering plastic pump body
- Medium temperature: 5 - 50°C
- Environmental temperature: ≤40°C

Motor

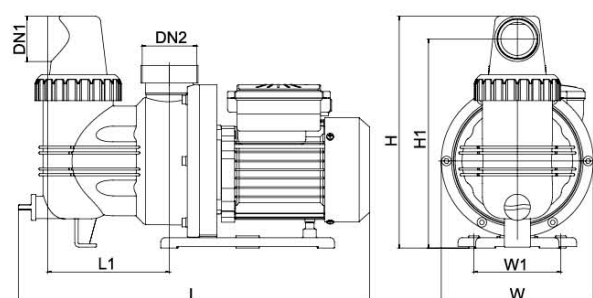
- Motor with copper or aluminum winding
- Built-in thermal protector for single phase motor
- Insulation class: F
- Protection class: IPX5

Identification Codes



Technical Data

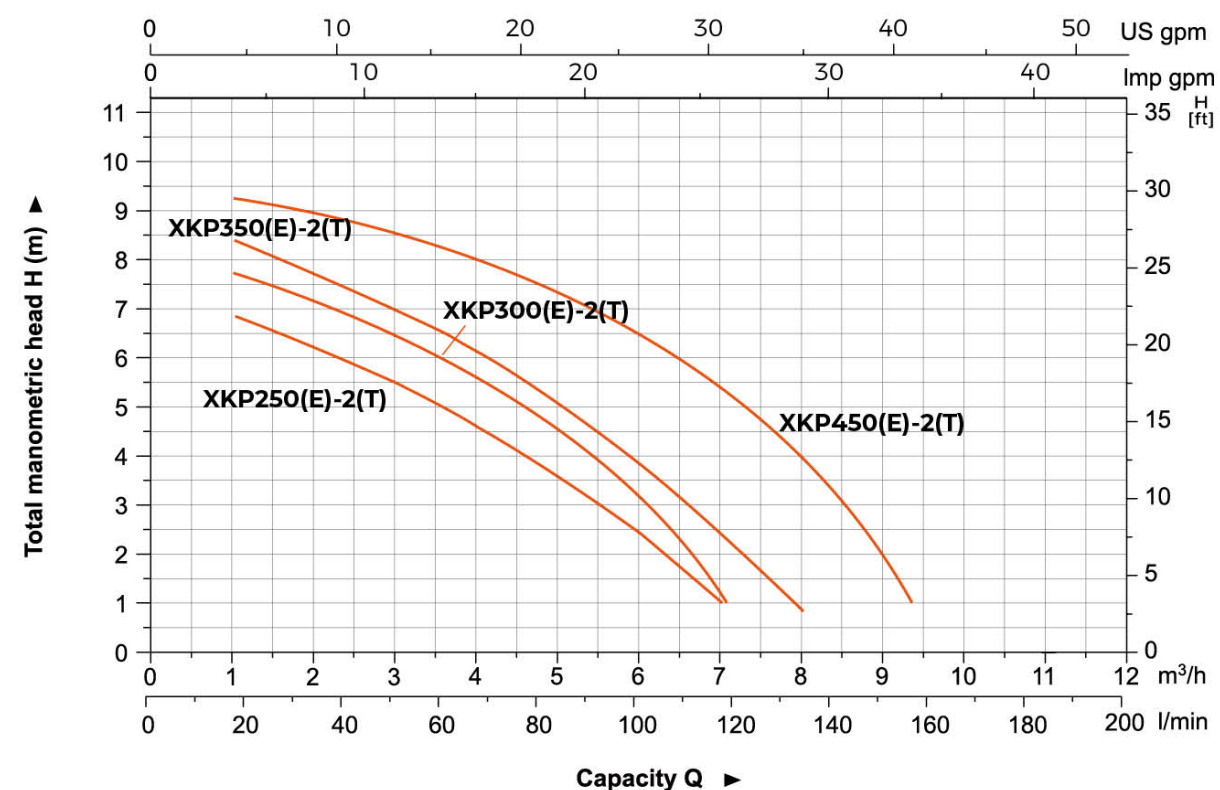
Model	Power	Q(m ³ /h)	1	2	3	4	5	6	7	8	9
	W	Q(l/min)	17	33	50	66	83	100	116	132	150
XKP250(E)-2(T)	250	H (m)	7.5	6.3	5.5	4.6	3.6	2.4	1.0	-	-
XKP300(E)-2(T)	300		8.5	7.2	6.4	5.5	4.5	3.0	1.0	-	-
XKP350(E)-2(T)	350		9	7.7	7.0	6.2	5.0	3.8	2.3	0.8	-
XKP450(E)-2(T)	450		10	9.1	8.5	8.0	7.3	6.4	5.2	4.0	2.4



Dimension

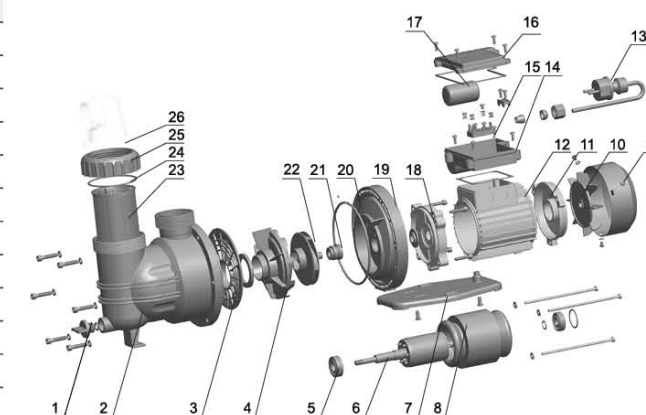
Model	DN1	DN2	L (mm)	W (mm)	H (mm)	L1 (mm)	W1 (mm)	H1 (mm)
XKP250(E)-2(T)	40	40	412	175	265	140	100	239
XKP300(E)-2(T)			412	175	265	140	100	239
XKP350(E)-2(T)			412	175	265	140	100	239
XKP450(E)-2(T)			412	175	265	140	100	239

Hydraulic Performance Curves



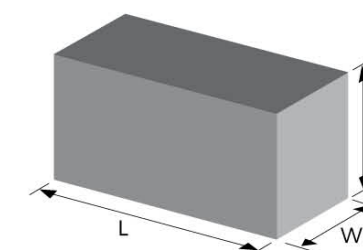
Materials Table

No.	Part	Material	No.	Part	Material
1	Filling plug	PP	14	Terminal box	ABS
2	Pump body	PP	15	Terminal board	PC
3	Water proof cover	PPO	16	Terminal box cover	ABS
4	Diffuser		17	Capacitor	
5	Ball bearing		18	Front plate	ZL102
6	Rotor		19	Support	PP
7	Base	PA	20	O-ring	NBR
8	Stator		21	Mechanical seal	Graphite/Ceramics
9	Fan cover	08F	22	Impeller	PPO
10	Fan	PP	23	Sieve	PP
11	Rear cover	ZL102	24	O-ring	NBR
12	Motor housing	ZL102	25	Nut	ABS
13	Cable		26	Connector	PC



Package Information

Model	GW (Kgs)	L (mm)	W (mm)	H (mm)	Quantity (PCS/20'TEU)
XKP250(E)-2(T)	5.7	450	203	238	1341
XKP300(E)-2(T)	6.1	450	203	238	1260
XKP350(E)-2(T)	6.3	450	203	238	1341
XKP450(E)-2(T)	6.5	450	203	238	1341





Application

- It is used for water circulation in all kinds of small domestic swimming pools. Slightly dirty water with solids in suspension can be perfectly filtered.

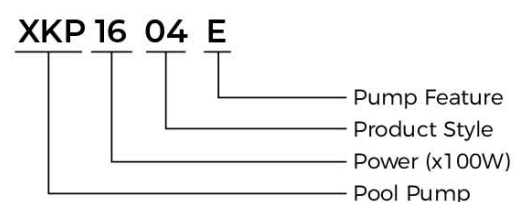
Pump

- Engineering plastic pump body
- Medium temperature: 5 - 50°C
- Environmental temperature: ≤40°C
- Max. suction: 3.5 m

Motor

- Motor with copper or aluminum winding
- Built-in thermal protector for single phase motor
- Insulation class: F
- Protection class: IPX5

Identification Codes

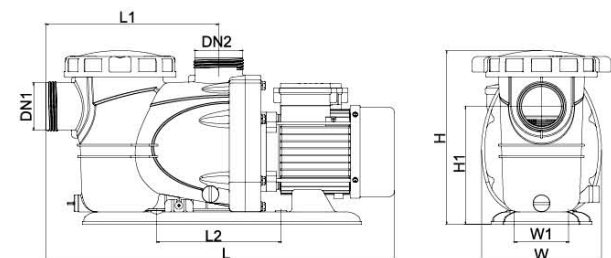


Technical Data

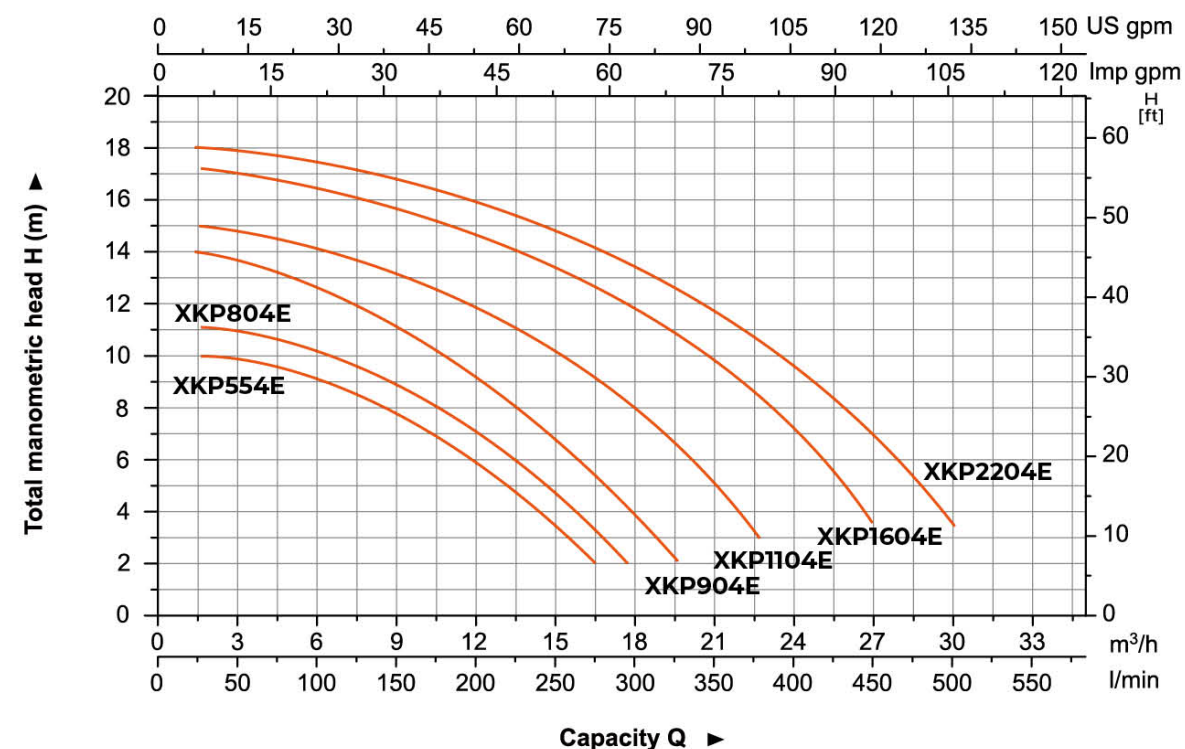
Model	Power W	Q(m³/h) Q(l/min)	3	6	9	12	15	18	21	24	27	30
			50	100	150	200	250	300	350	400	450	500
XKP554E	600	H (m)	10	9	8	6	3.2	0.5	-	-	-	-
XKP804E	800		11	10.3	8.8	7	4.5	1.5	-	-	-	-
XKP904E	900		14	12.3	11.1	9.2	6.5	3.4	0.2	-	-	-
XKP1104E	1100		15	14.2	13.2	12	10.3	8	4.8	-	-	-
XKP1604E	1600		17	16.3	15.5	14.5	13.5	12	9.6	7	3.5	-
XKP2204E	2200		18	17.3	16.5	16	14.8	13.4	11.7	9.5	6.5	3.3

Dimension

Model	DN1	DN2	L (mm)	W (mm)	H (mm)	L1 (mm)	L2 (mm)	H1 (mm)
XKP554E	48.5\50	48.5\50	554	190	276	274	197	187
XKP804E			554	190	276	274	197	187
XKP904E			554	190	276	274	197	187
XKP1104E			554	190	276	274	197	187
XKP1604E			584	190	276	274	197	187
XKP2204E			584	190	276	274	197	187

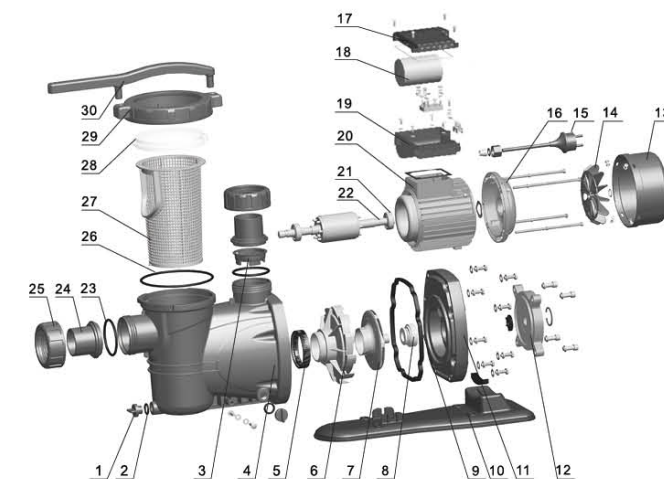


Hydraulic Performance Curves



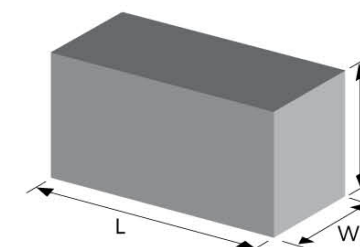
Materials Table

No.	Part	Material	No.	Part	Material
1	Drain plug	PP	16	Rear cover	ZL102
2	O-ring	NBR	17	Capacitor cover	ABS
3	Valve body	PP	18	Capacitor	
4	Pump body	PP	19	Terminal box	ABS
5	Diffuser seal washer	NBR	20	Stator	
6	Diffuser	PP	21	Bearing	
7	Impeller	PPO	22	Rotor	
8	Mechanical seal	Graphite/Ceramics	23	O-ring	NBR
9	Sealing ring	NBR	24	Connector	PVC
10	Bottom board	PP	25	Nut	ABS
11	Plastic support	PP	26	O-ring	EPDM
12	Pump support	ZL102	27	Sieve	PP
13	Fan cover	PP	28	Pump cover	PC
14	Fan	PP	29	Pump cover nut	PA6
15	Cable		30	Wrench	PP



Package Information

Model	GW (Kgs)	L (mm)	W (mm)	H (mm)	Quantity (PCS/20'TEU)
XKP554E	10.4	605	205	290	816
XKP804E	11.1	605	205	290	816
XKP904E	12.1	605	205	290	816
XKP1104E	12.8	650	205	290	816
XKP1604E	16.1	645	230	290	720
XKP2204E	17.7	645	230	290	720





Application

- It is used for water circulation in all kinds of small domestic swimming pools. Slightly dirty water with solids in suspension can be perfectly filtered.

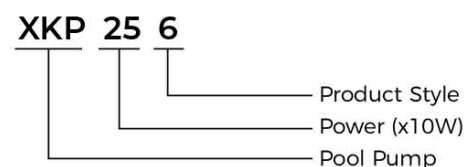
Pump

- Engineering plastic pump body
- Medium temperature: 5 - 50°C
- Environmental temperature: ≤40°C
- Max. suction: 3.5 m

Motor

- Motor with copper or aluminum winding
- Built-in thermal protector for single phase motor
- Insulation class: F
- Protection class: IPX5

Identification Codes

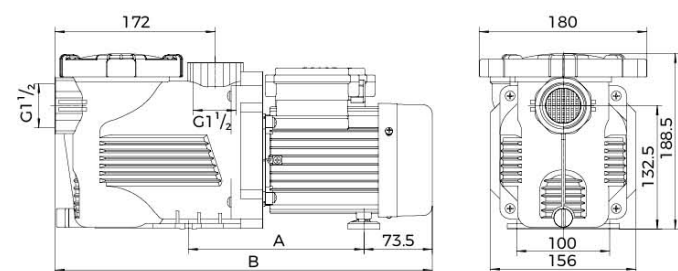


Technical Data

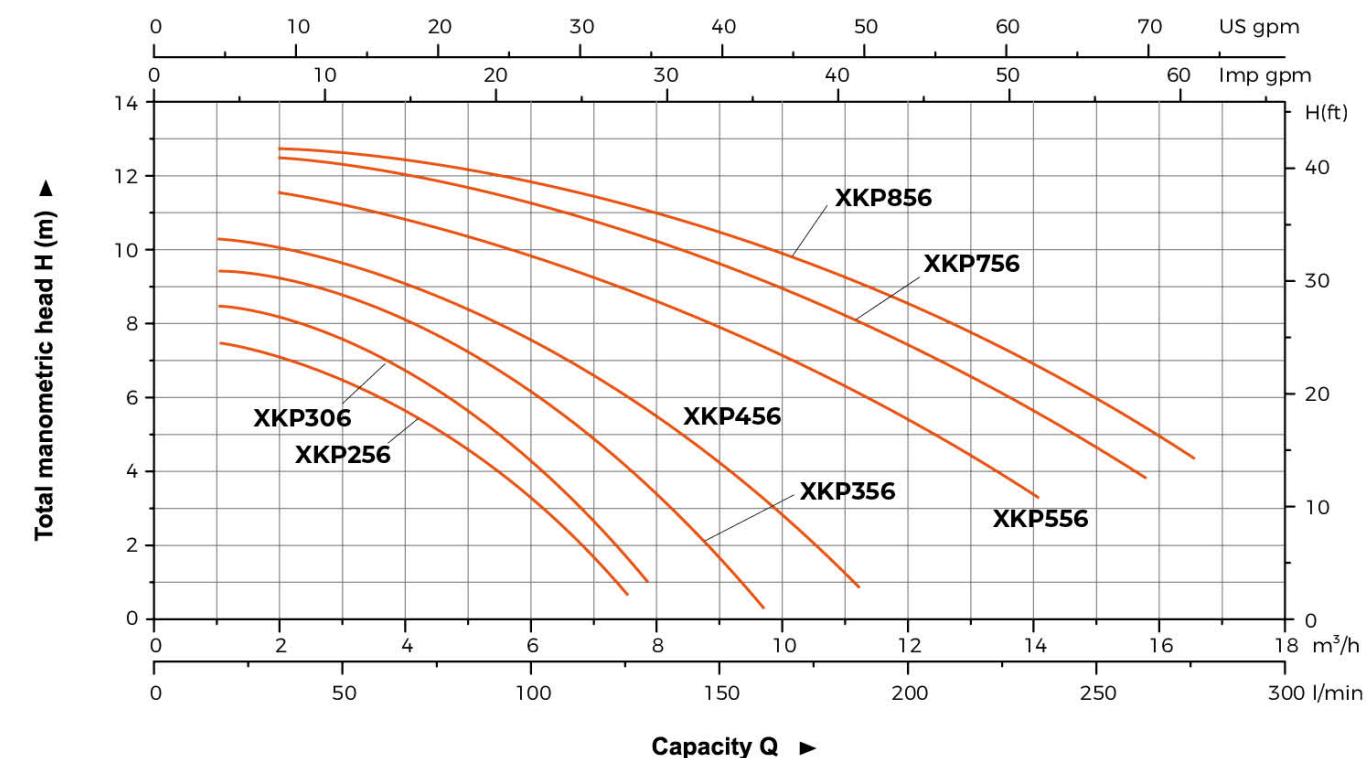
Model	Power W	Q(m³/h) Q(l/min)	H (m)					
			0	3	6	9	12	15
XKP256	250	H (m)	7.5	6.3	2.9	-	-	-
XKP306	300		8.5	7.3	4.2	-	-	-
XKP356	350		9.5	8.2	6.2	1.5	-	-
XKP456	450		10.3	9.2	7.2	4.1	-	-
XKP556	550		12	11	9.9	8	5.5	-
XKP756	750		12.5	12.3	11.3	9.7	7.5	4.8
XKP856	850		12.5	12.4	11.8	10.5	8.5	6

Dimension

Model	DN1	DN2	A (mm)	B (mm)
XKP256	48.5\50	48.5\50	157.5	374
XKP306			157.5	374
XKP356			157.5	374
XKP456			157.5	374
XKP556			188.5	405
XKP756			188.5	405
XKP856			188.5	405



Hydraulic Performance Curves



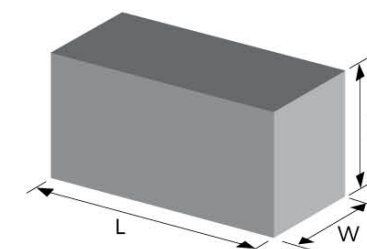
Materials Table


No.	Part	Material	No.	Part	Material
1	Pump cover nut		14	Fan cover	
2	Pump cover		15	Ball bearing	
3	Sieve		16	Rotor	
4	O-sealing ring		17	Ball bearing	
5	Support foot		18	Front plate	
6	Motor stator		19	Plastic rack	
7	Terminal box ring		20	Bracket washer	
8	Terminal box		21	Mechanical seal	
9	Capacitor		22	Impeller	
10	Sealing strip		23	Diffuser	
11	Terminal cover		24	Diffuser ring	
12	Power cable		25	Pump body	
13	Fan		26	Drain plug	



Package Information

Model	GW (Kgs)	L (mm)	W (mm)	H (mm)	Quantity (PCS/20*TEU)
XKP256	5.2	410	170	200	2002
XKP306	5.2	410	170	200	2002
XKP356	5.3	410	170	200	2002
XKP456	5.6	410	170	200	2002
XKP556	6.2	410	170	200	1859
XKP756	6.8	410	170	200	1859
XKP856	7.2	410	170	200	1859





Application

- It is used for water circulation in all kinds of small domestic swimming pools. Slightly dirty water with solids in suspension can be perfectly filtered.

Pump


- Engineering plastic pump body
- Medium temperature: 5 - 50°C
- Environmental temperature: ≤40°C
- Max. suction: 3.5 m

Motor

- Motor with copper or aluminum winding
- Built-in thermal protector for single phase motor
- Insulation class: F
- Protection class: IPX5

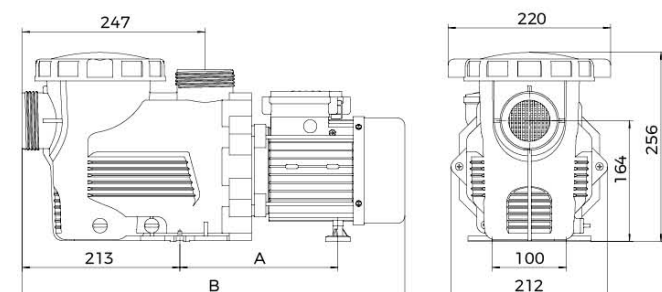
Identification Codes

XKP 16 06



Technical Data

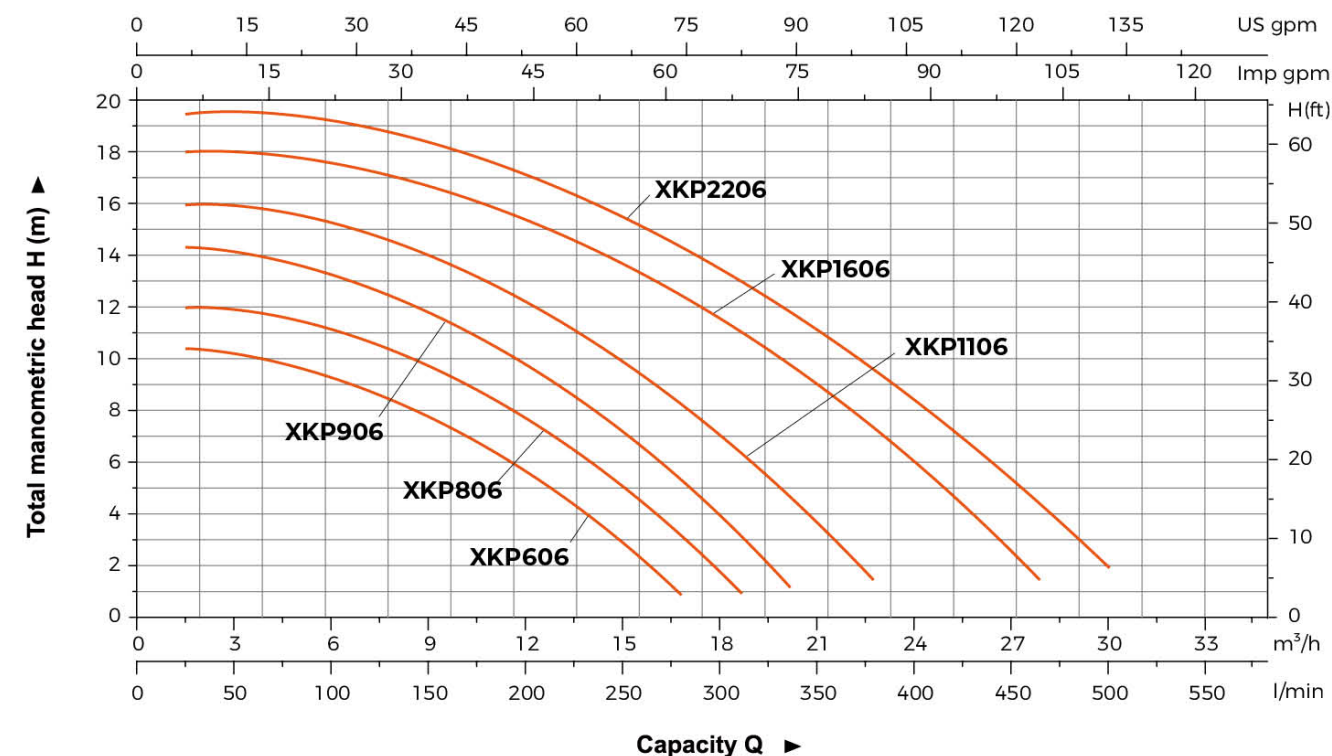
Model	Power W	Q(m ³ /h) Q(l/min)	0	6	12	18	24	30
			H (m)	10.5	9.4	5.7	-	-
XKP606	600							
XKP806	800							
XKP906	900							
XKP1106	1100							
XKP1606	1600							
XKP2206	2200							



Dimension


Model	DN1	DN2	A (mm)	B (mm)
XKP606	48.5\50	48.5\50	214	518
XKP806			214	518
XKP906			214	518
XKP1106			214	518
XKP1606			250	548
XKP2206			250	548

Hydraulic Performance Curves



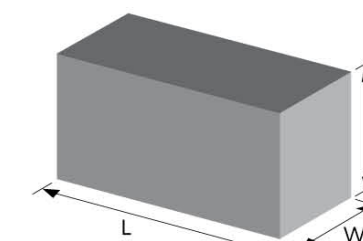
Materials Table


No.	Part	Material	No.	Part	Material
1	Pump cover nut		15	End plate	
2	Pump cover		16	Fan	
3	O-sealing ring		17	Fan cover	
4	Sieve		18	Plastic rack	
5	Water outlet connector		19	Pump support	
6	Nut		20	Ball bearing	
7	Support foot		21	Rotor	
8	Motor stator		22	Mechanical seal	
9	Terminal box		23	Switch seal washer	
10	Terminal box ring		24	Impeller	
11	Capacitor		25	Diffuser	
12	Seal washer		26	Switch seal washer	
13	Terminal cover		27	Pump body	
14	Power cable		28	Drain plug	



Package Information

Model	GW (Kgs)	L (mm)	W (mm)	H (mm)	Quantity (PCS/20'TEU)
XKP606	9.6	575	225	255	900
XKP806	10.4	575	225	255	900
XKP906	11.2	575	225	255	900
XKP1106	12.1	575	225	255	900
XKP1606	15.2	605	225	255	837
XKP2206	16.8	605	225	255	837





Application

- Easy access handle designed for easy portability
- Motor with copper wire winding
- This product adopts probe induction mode of operation


Pump

- Corrosion-resistant, reinforced thermoplastic construction
- Max. Delivery Temperature: 35°C
- Max. Environmental temperature: 40°C
- Max. Dia of Particle: 5mm

Motor

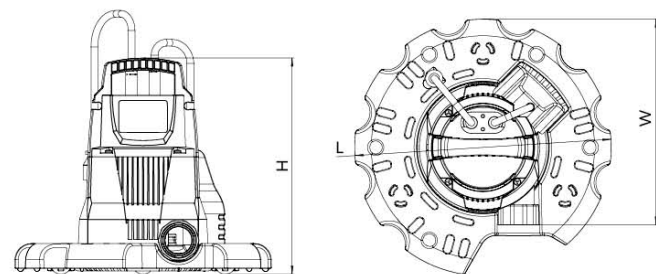
- Motor with copper or aluminum winding
- No oil design, safe for aquatic life and build-in automatic thermal overload protector
- Insulation class: F
- Protection class: IPX8

Identification Codes



Technical Data

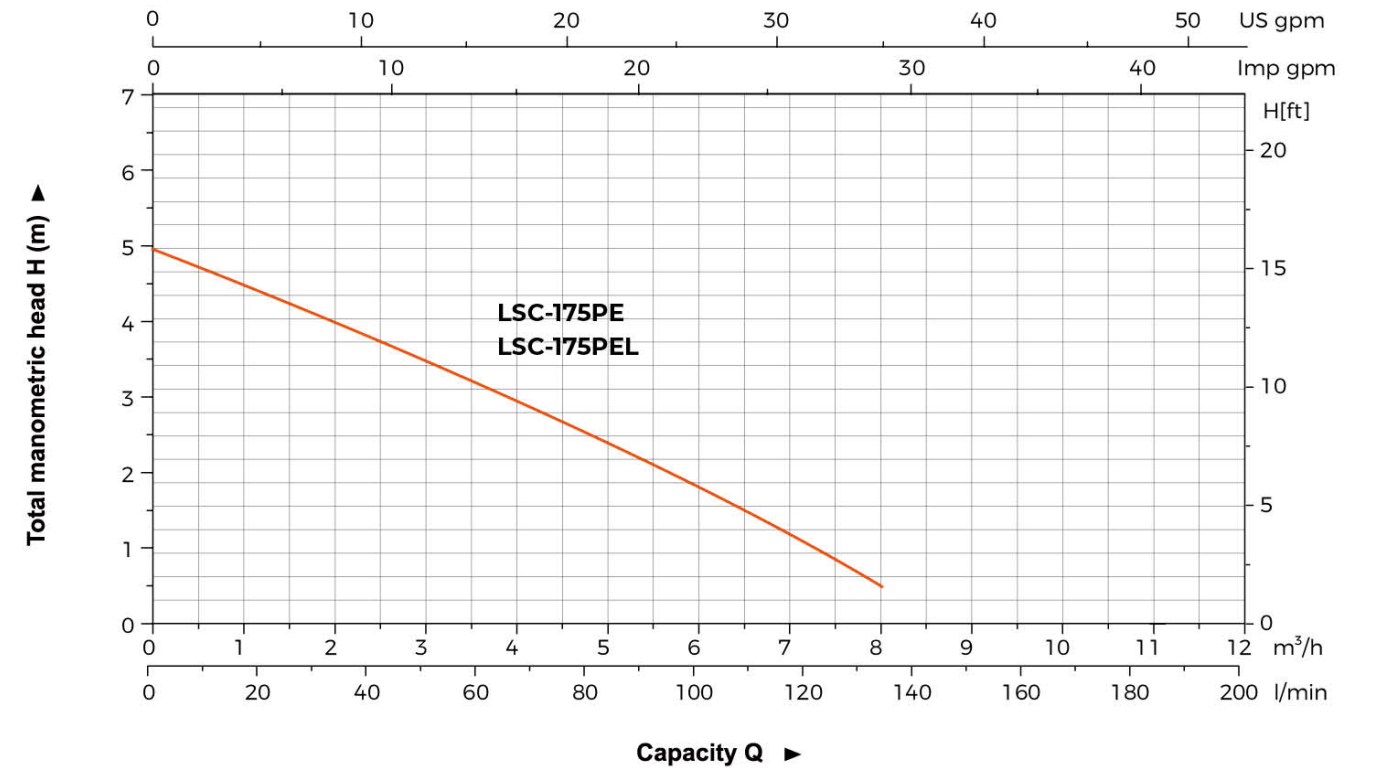
Model	Power W	Q(m ³ /h) Q(l/min)	H (m)							
			0	1	2	3	4	5.5	7	8
LSC-175PE	250	H	5	4.5	4	3.5	3	2	1	0.5
LSC-175PEL	250	(m)	5	4.5	4	3.5	3	2	1	0.5



Dimension

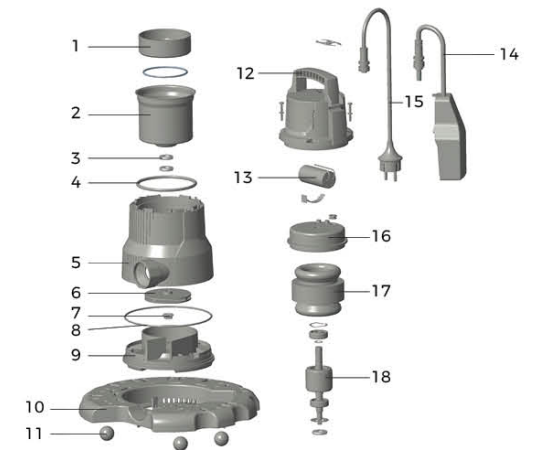
Model	DN	L (mm)	W (mm)	H (mm)
LSC-175PE	1 1/4"	311	250	262
LSC-175PEL		311	250	262

Hydraulic Performance Curves



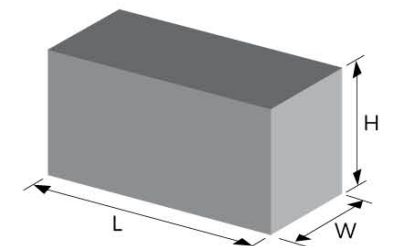
Materials Table

No.	Part	Material	No.	Part	Material
1	Bearing bracket	ZL102	12	Pump cover	PP-GF30
2	Motor housing	Q235	13	Capacitor	
3	Lip seal		14	Switch component	
4	O-ring	NBR	15	Power cord	
5	Pump body	PP-GF30	16	Motor cover	ZL102
6	Impeller	PP-GF30	17	Stator	
7	Nut	304	18	Rotor	
8	O-ring	NBR			
9	Volute	PP-GF30			
10	Base	PP-GF10			
11	Plastic ball	POM			



Package Information

Model	GW (Kgs)	L (mm)	W (mm)	H (mm)	Quantity (PCS/20'TEU)
LSC-175PE	5.9	320	245	335	1081
LSC-175PEL	5.9	320	245	335	1081





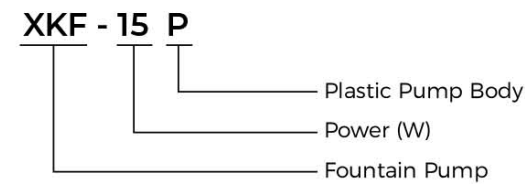
Application

- Filter of the pond water
- Beautiful ornament for the pond
- Oxygen enrichment of the pond water

Features

- Plastic casing
- Small, lightweight, durable and reliable
- Various nozzles available for displaying of cascade, water bell, etc.

Identification Codes



Technical Data

Model	Voltage	Input Power	Max.Head	Max.Flow	Outlet	Cable
	V/Hz					
XKF-15P	220-240 / 50	15	1.0	850	13	H05RN-F 10m
XKF-20P	220-240 / 50	20	1.1	1100	13	H05RN-F 10m

Operating Limits: Fluid temperature up to 35°C; Ambient temperature up to 40°C.

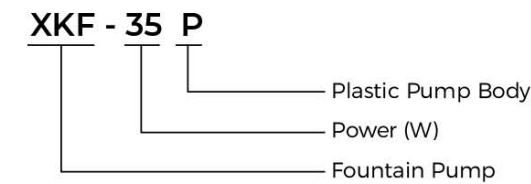
Application

- Filter of the pond water
- Beautiful ornament for the pond
- Oxygen enrichment of the pond water

Features

- Plastic casing
- Small, lightweight, durable and reliable
- Various nozzles available for displaying of cascade, water bell, etc.

Identification Codes



Technical Data

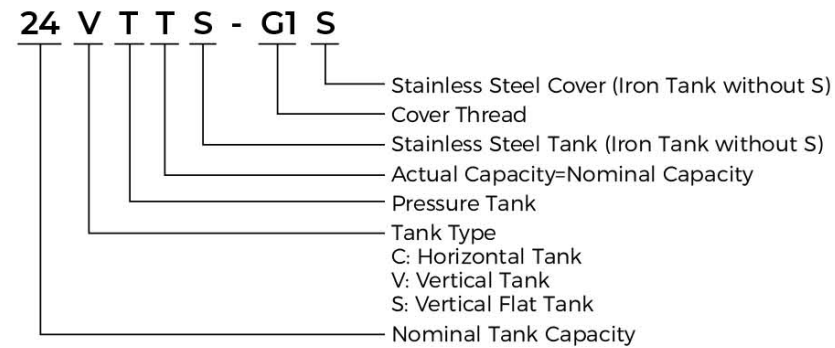
Model	Voltage	Input Power	Max.Head	Max.Flow	Outlet	Cable
	V/Hz					
XKF-35P	220-240 / 50	35	1.4	1600	19	H05RN-F 10m
XKF-55P	220-240 / 50	55	2.3	2300	19	H05RN-F 10m
XKF-75P	220-240 / 50	75	2.7	2650	19	H05RN-F 10m
XKF-95P	220-240 / 50	95	3.0	3500	19	H05RN-F 10m
XKF-110P	220-240 / 50	110	3.7	3750	19	H05RN-F 10m

Operating Limits: Fluid temperature up to 35°C; Ambient temperature up to 40°C.



Cascade & Water Bell as standard, Foaming Jet, Water Lily & Pelunica are available on request.

Identification Codes



Tank



Model	Max. Pressure (bar)	Nominal Capacity (L)	Actual Capacity (L)	Membrane	Max. Temp	Connection
24ST	8	24	20	EPDM	99°C	G1"
24STT	8	24	24	EPDM	99°C	G1"

The service life of the membrane is 50,000 cycles.

Model	Max. Pressure (bar)	Nominal Capacity (L)	Actual Capacity (L)	Membrane	Max. Temp	Connection
2VT	8	2	2	EPDM	99°C	G1/2"
4VT	8	4	4	EPDM	99°C	G1"
8VT	8	8	8	N.R	99°C	G1"
19VT	8	19	18	EPDM	99°C	G1"
24VT	8	24	20	EPDM	99°C	G1"
24VTT	8	24	24	EPDM	99°C	G1"

The service life of the membrane is 50,000 cycles.

Model	Max. Pressure (bar)	Nominal Capacity (L)	Actual Capacity (L)	Membrane	Max. Temp	Connection
19CT	8	19	18	EPDM	99°C	G1"
24CT	8	24	20	EPDM	99°C	G1"
24CTT	8	24	24	EPDM	99°C	G1"
50CT	8	50	36	EPDM	99°C	G1"
50CTT	8	50	50	EPDM	99°C	G1"
60CTT	8	60	60	EPDM	99°C	G1"
100CT	8	100	80	EPDM	99°C	G1"
100CTT	8	100	100	EPDM	99°C	G1"

The service life of the membrane is 50,000 cycles.

Model	Max. Pressure (bar)	Nominal Capacity (L)	Actual Capacity (L)	Membrane	Max. Temp	Connection
50FT	8	50	36	EPDM	99°C	G1"
50FTT	8	50	50	EPDM	99°C	G1"
60FTT	8	60	60	EPDM	99°C	G1"
100FT	8	100	80	EPDM	99°C	G1"
100FTT	8	100	100	EPDM	99°C	G1"
200FTT	10	200	200	BUTLY	99°C	G1 1/2"
300FTT	10	300	300	BUTLY	99°C	G1 1/2"

The service life of the membrane is 50,000 cycles.

3-Way / 5-Way



Model	Connection	Length
3TA	G1"	70 , 80
5TA	G1"	80 , 90
5TB	G1"	80 , 90

Foot Valve



Model	Connection
FVA1	1"
FVA1.25	1 1/4"
FVA1.5	1 1/2"
FVA2	2"
FVA3	3"

- Stainless Steel mesh
- Can be used as a check valve

Flexible Hose



Model	FH12.8-01(L=128mm)	FH44-03(L=440mm)
Inlet	G3/4"	G1"
Outlet	G3/8"	G1"
Material	Stainless steel wire	
Operating Limits	Fluid temperature up to 35°C Max. ambient temperature 40°C	

Filter



Model	WF-01B	WF-02B
Inlet/Outlet	1" x 1"	1" x 1"
Capacity	1L	2L
Max. Pressure	5 bar	5 bar
Operating Limits	Fluid temperature up to 35°C Max. ambient temperature 40°C	

Pressure Gauge



Axial

Radial

PG - P 40 A



- Two connection types: (1)G1/4" (2)M10x1
- For 40mm gauge, the scale: 0 - 6 bar
- For 50mm gauge, the scale: 0 - 10 bar or 0 - 6 bar
- Back/bottom connection

Electromagnetic Switch



PS-04A

Rated Voltage	220-240V	110-120V	110-240V
Power Frequency	50/60 Hz		
Max.Power	1.1 kW/1.5 kW	0.55 kW	0.55 kW(110-120V) /1.1 kW(220-240V)
Max. Using Current	10 A		
Start Pressure Setting	1.2 bar / 1.5 bar / 2.2 bar		
Max. Working Pressure	10 bar		
Connection Thread	G1"(Standard) G1 1/4", G1 1/2", NPT1"(Optional)		
Protection Rating	IP65		
Max. Working Temperature	55 °C		
Cable	1.6m plug cable 45cm pump connection cable		



PS-04B

Rated Voltage	220-240V	110-120V	110-240V
Power Frequency	50/60 Hz		
Max.Power	1.1 kW	0.55 kW	0.55 kW(110-120V) /1.1 kW(220-240V)
Max. Using Current	10 A		
Start Pressure Setting	1.2 bar / 1.5 bar / 2.2 bar		
Max. Working Pressure	10 bar		
Connection Thread	R1"		
Protection Rating	IP65		
Max. Working Temperature	55 °C		
Cable	1.6m plug cable 45cm pump connection cable		

Optional: Working pressure adjustable



PS-04C

Rated Voltage	220-240V	110-120V	110-240V
Power Frequency	50/60 Hz		
Max.Power	1.1 kW/1.5 kW	0.55 kW	0.55 kW(110-120V) /1.1 kW(220-240V)
Max. Using Current	10 A		
Start Pressure Setting	1.2 bar / 1.5 bar / 2.2 bar		
Max. Working Pressure	10 bar		
Connection Thread	G1"		
Protection Rating	IP65		
Max. Working Temperature	55 °C		
Cable	1.6m plug cable 45cm pump connection cable		



PS-04D

Rated Voltage	220-240V	110-120V	380V
Power Frequency	50/60 Hz		
Max.Power	2.2 kW	1.1 kW	4.0 kW
Max. Using Current	30 A		
Start Pressure Setting	1.2 bar / 1.5 bar / 2.2 bar		
Max. Working Pressure	10 bar		
Connection Thread	G1"(Standard) G1 1/4", G1 1/2"(Optional)		
Protection Rating	IP65		
Max. Working Temperature	55 °C		
Cable	1.6m plug cable 45cm pump connection cable		

Electromagnetic Switch



PS-04E

Rated Voltage	110-240V
Power Frequency	50/60 Hz
Max.Power	1.1 kW(110-120V)/2.2 kW(220-240V)
Max. Using Current	30 A
Start Pressure Setting	0.5 - 6.7 bar
Max. Working Pressure	8 bar
Connection Thread	G1"
Protection Rating	IP65
Max. Working Temperature	60 °C
Cable	1.6m plug cable 45cm pump connection cable



PS-04E-1

Rated Voltage	110-240V
Power Frequency	50/60 Hz
Max.Power	1.1 kW(110-120V)/2.2 kW(220-240V)
Max. Using Current	30 A
Start Pressure Setting	0.5 - 6.7 bar
Max. Working Pressure	8 bar
Connection Thread	G1"
Protection Rating	IP65
Max. Working Temperature	60 °C
Cable	1.6m plug cable 45cm pump connection cable



PS-04T

Rated Voltage	220-240V	110-120V
Power Frequency	50/60 Hz	
Max.Power	1.1 kW	0.55 kW
Max. Using Current	10 A	
Start Pressure Setting	1.2 bar / 1.5 bar / 2.2 bar	
Max. Working Pressure	10 bar	
Connection Thread	G1"	
Protection Rating	IP65	
Max. Working Temperature	60 °C	
Cable	1.6m plug cable 45cm pump connection cable	

Optional: Working pressure adjustable

Pressure Switch



PS-02B

Rated Voltage	220-240V ; 110-120V
Frequency	50/60 Hz
Min. Cut-in	1.4bar
Max. Cut-out	12bar
General pressure setting	1.4-2.8bar , 2.1-3.5bar 2.8-4.8bar , 3.5-5.6bar
Connection	Female: G1/4", G3/8" Male: G1/4"

High precision & sensitivity



PS-02C

Rated Voltage	220-240V ; 110-120V
Frequency	50/60 Hz
Min. Cut-in	1.4bar
Max. Cut-out	6.9bar
General pressure setting	1.4-2.8bar , 2.1-3.5bar , 2.8-4.2bar
Connection	Female: G1/4", G3/8" Male: G1/4"

High precision & sensitivity



PS-02D

Rated Voltage	220-240V ; 110-120V
Frequency	50/60 Hz
Min. Cut-in	1.4bar
Max. Cut-out	8.3bar
General pressure setting	1.4-2.8bar , 2.1-3.5bar 2.8-4.2bar , 3.5-4.8bar
Connection	Fix nut female: G1/4", G3/8" Rotary female: G1/4", G3/8" Male: G1/4"

High precision & sensitivity

Non-water protection function

Capacitor



2 wires



2(4) terminals

Capacity(μF)	Type	Diameter(mm)	Length (mm)
6	2 wires	32	66
8	2 wires	32	66
8	4 terminals	35	72
10	2 wires	34	62
10	4 terminals	35	72
12	2 wires	40	73
16	2 wires	42	71
16	4 terminals	42	73
20	2 wires	42	74
20	4 terminals	42	74
25	2 wires	42	82
35	4 terminals	42	70
40	2 wires	42	82
40	4 terminals	45	73
42.5	2 terminals	51	100
45	2 terminals	51	100
50	2 terminals	51	100

Float Switch




FLO-01B



FLO-01B(With balance block)

Model	FLO-01B	FLO-01B(With balance block)
Specification	16(8)A 125/250V	
Cable	H07RN-F/8-F 3G1.0mm2x0.55m/0.65m/0.75m/2m/3m/5m/ 10m	
Lifetime	50000 cycles	
IP Protection	IP X8	
Operating Limits	Fluid temperature up to 35°C Max. ambient temperature 40°C	



PUMP RANGE

Peripheral Pump



Self-Priming Peripheral Pump



Jet Pump



Jet Pump for Deep Wells



Centrifugal Pump



Multistage Centrifugal Pump



Self-Priming Centrifugal Pump



Stainless Steel Multistage Centrifugal Pump



Stainless Steel Centrifugal Pump



Submersible Pump



Domestic Lifting Station



Pool Pump



Fountain Pump



Garden Submersible Pump



Garden Jet Pump



Garden Pressure System



Petrol Lawnmowers



Booster Pump/Circulation Pump



Wall-Mounted Gas Boiler Pump



Stainless Steel Horizontal Multistage Pump



Stainless Steel Horizontal Multistage Pump



Semi-open Impeller Stainless Steel Centrifugal Pump



Intelligent Pressure Booster System



Permanent Magnet Intelligent Booster



Standard Centrifugal Pump



Stainless Steel Standard Centrifugal Pump



Submersible Sewage Pump



Submersible Sewatering Pump



Submersible Slurry Pump



Vertical In-line Pump



PUMP RANGE

Stainless Steel Vertical Multistage Pump



Pressure Booster System



End Suction Centrifugal Pump



Gasoline/Diesel Water Pump



Generators



Submersible Borehole Pump



Solar Pumping System

